

PRINCE AUGUST

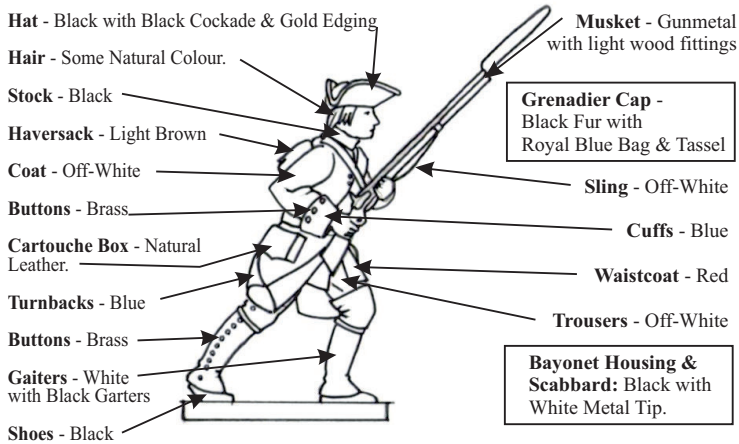
SEVEN YEARS WAR - France Painting Instructions

3113
3114
3115
3116


- In addition to filing off any flash from the figure, the bottom should be flattened where the ingot was removed.
- Wash the figure in warm soapy water in preparation for painting.
- Prime the pieces with a white undercoat (Av28010 Aerosol can or Av600 primer) then allow 24 hours to dry.
- Always paint the lighter colours first as these are easily overpainted with a darker colour.
- Paint as supplied is usually too thick. Thin with the appropriate thinners until it covers the areas touched by the brush but does not spread to other areas.
- Shading or dry brushing will enhance detail on the figures giving better depth and animation.
- We recommend that you give the figures a coat of either matt or gloss varnish. Remember however never to varnish over metal finish paints as this may cause the metallic sheen to spread to other areas which you have carefully painted.

Prince August highly recommends Vallejo Acrylic Paints and our Paint Brushes to complete these figures.

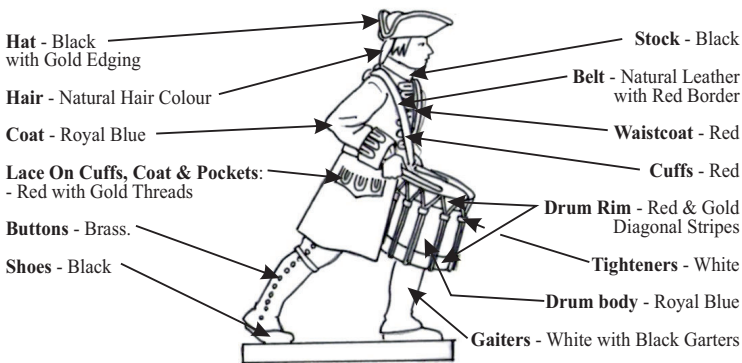
Fusilier - La Sarre Infanterie Regt.



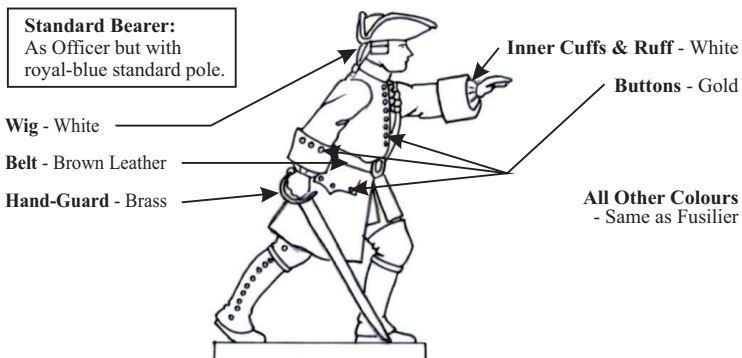
NCO - La Sarre Infanterie Regt.



Drummer - La Sarre Infanterie Regt.



Officer - La Sarre Infanterie Regt.



34th La Sarre Infanterie Regt. Standard.

