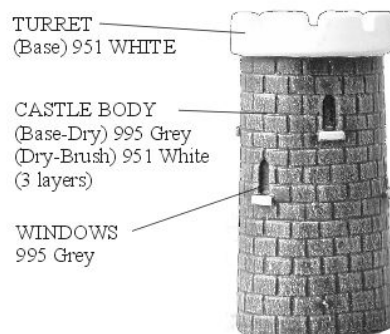
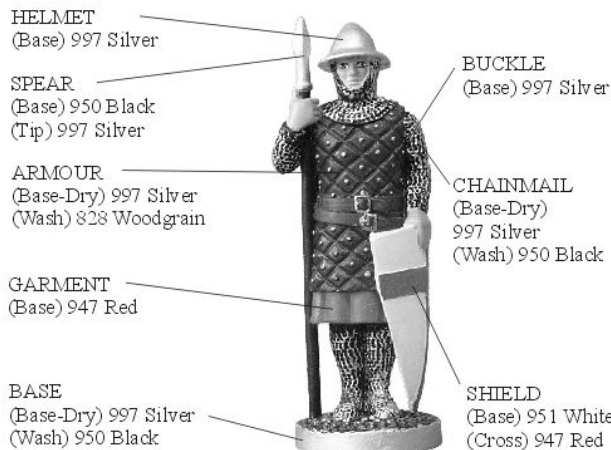
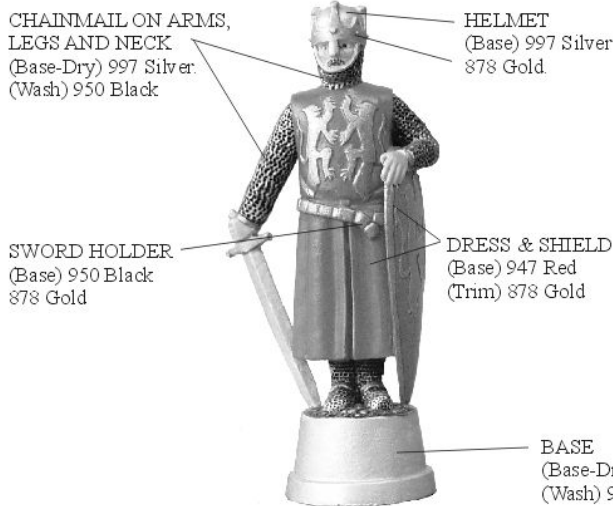


# PRINCE AUGUST 711

- In addition to filing off any flash from the figure, the bottom should be flattened where the ingate was removed.
- Wash the figure in warm soapy water in preparation for painting.
- Prime the pieces with a white undercoat then allow 24 hours to dry.
- Always paint the lighter colours first as these are easily overpainted with a darker colour.
- Paint as supplied is usually too thick. Thin with the appropriate thinners until it covers the areas touched by the brush but does not spread to other areas.
- Thinning the paint to the consistency of milk with a glaze medium and water will allow the colour to be used as a wash.
- Dry brushing is used to add highlights to the figure giving the look of more depth and animation.
- We recommend that you give the figures a coat of either matt or gloss varnish.



This applies to the faces of all figures.

FACE & HANDS  
927 Flesh

SHADING FOR EYES  
(Thinned Down) 985 Brown  
When dry apply 951 White with dot of 950 Black for eyeball.