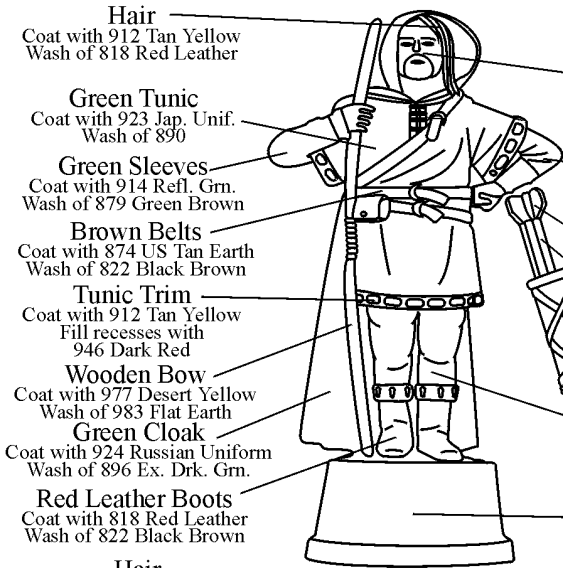


PRINCE AUGUST 719



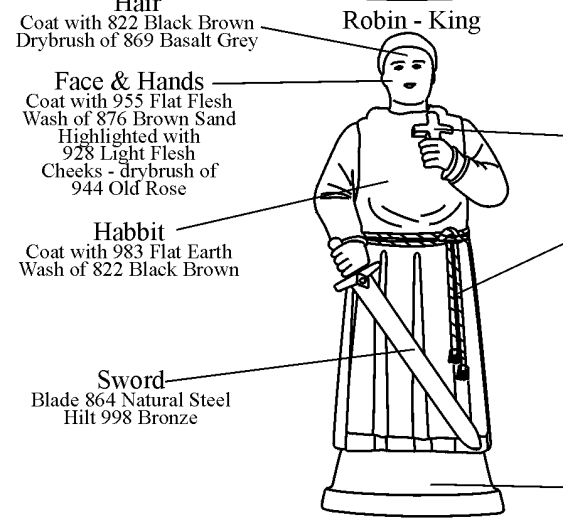
1. In addition to filing off any flash from the figure, the bottom should be flattened where the ingate was removed.
2. Wash the figure in warm soapy water in preparation for painting.
3. Prime the pieces with a white undercoat then allow 24 hours to dry.
4. Always paint the lighter colours first as these are easily overpainted with a darker colour.
5. Paint as supplied is usually too thick. Thin with the appropriate thinners until it covers the areas touched by the brush but does not spread to other areas.
6. Thinning the paint to the consistency of milk with a glaze medium and water will allow the colour to be used as a wash.
7. Dry brushing is used to add highlights to the figure giving the look of more depth and animation.
8. We recommend that you give the figures a coat of either matt or gloss varnish.



Robin - King



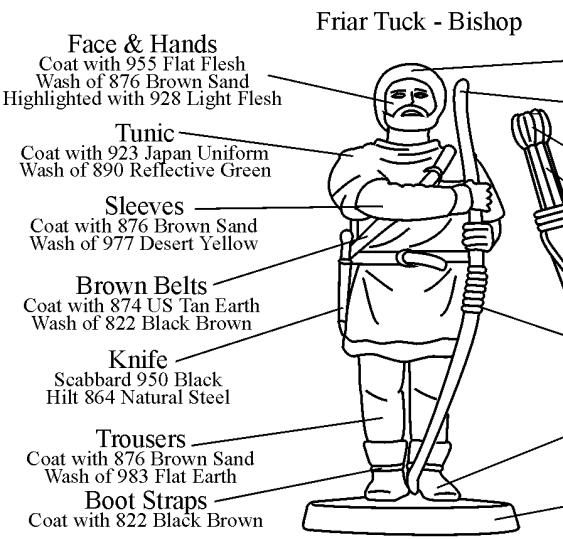
Marion - Queen



Friar Tuck - Bishop



Knight



Pawn



Rook

- Hair**
Coat with 912 Tan Yellow
Wash of 818 Red Leather
- Green Tunic**
Coat with 923 Jap. Unif.
Wash of 890
- Green Sleeves**
Coat with 914 Refl. Grm.
Wash of 879 Green Brown
- Brown Belts**
Coat with 874 US Tan Earth
Wash of 822 Black Brown
- Tunic Trim**
Coat with 912 Tan Yellow
Fill recesses with
946 Dark Red
- Wooden Bow**
Coat with 977 Desert Yellow
Wash of 983 Flat Earth
- Green Cloak**
Coat with 924 Russian Uniform
Wash of 896 Ex. Drk. Grm.
- Red Leather Boots**
Coat with 818 Red Leather
Wash of 822 Black Brown
- Hair**
Coat with 822 Black Brown
Drybrush of 869 Basalt Grey
- Face & Hands**
Coat with 955 Flat Flesh
Wash of 876 Brown Sand
Highlighted with
928 Light Flesh
Cheeks - drybrush of
944 Old Rose
- Habit**
Coat with 983 Flat Earth
Wash of 822 Black Brown
- Sword**
Blade 864 Natural Steel
Hilt 998 Bronze
- Cloak**
Coat with 890 Reflective Green
Wash of 896 Extra Dark Green
- Cross**
Coat with 847 Dark Sand
Wash of 876 Brown Sand
- Belt cord**
Dry brush with 837 Pale Sand
leaving gaps in between cord dark
- Saddle**
Coat with 818 Red Leather
- Horse**
Coat with 876 Brown Sand
Wash of 983 Flat Earth
Mane, Tail etc, Wash of 822 Blk Brn.
- White Base**
Coat with 820 Off White or
951 White
- Hair**
Coat with 981 Orange Brown
Wash of 818 Red Leather
- Flesh**
Coat with 955 Flat Flesh
Wash of 876 Brown Sand
Highlighted with 928 Light Flesh
- Sleeves**
Coat with 914 Green Ochre
Wash of 879 Green Brown
- Arrows**
Feather 951 White then Wash
of 961 Sky Blue
Shaft 977 Desert Yellow then
Wash with 983 Flat Earth
- Quiver**
Coat with 818 Red Leather
Straps 983 Flat Earth
- Trousers**
Coat with 981 Orange Brown
Wash with 983 Flat Earth
- White Base**
Coat with 820 Off White or
951 White
- Flower**
Coat with 928 Light Flesh
Pick out middle with
916 Sand Yellow
- Tunic Trim**
890 Reflective Green
Fill recesses with
820 Off White then
Wash of 847 Dark Sand
- Tunic**
Coat with 914 Green Ochre
Wash of 941 Burnt Umber
Highlighted with 914 mixed with 820
- Sleeves**
Coat with 847 Dark Sand
Wash of 876 Brown Sand
- Scabbard & Belts**
Coat with 983 Flat Earth
Hilt coat with 864 Natural Steel
Buckles coat with 998 Bronze
- Tunic Trim**
Coat with 912 Tan Yellow
Fill recesses with
946 Dark Red
- Red Leather Boots**
Coat with 983 Flat Earth
Wash of 822 Black Brown
- Bridle**
822 Black Brown
- Sword**
864 Natural Steel
- Reins**
818 Red Leather
- Tunic**
Coat with 881 Yellow Green
Wash of 890 Reflective Green
- Trousers**
Coat with 912 Tan yellow
Wash of 876 Brown Sand
- Boots**
Coat with 983 Flat Earth
Wash of 822 Black Brown
- Leaves**
Coat with 890 Reflective Green
Dry brush 923 Japan Uniform
Highlight with
953 Flat Yellow
- Trunk**
Coat with 879 Green Brown
Wash of 941 Burnt Umber
Highlight with a
drybrush of 914 Green Ochre
- Grass**
Coat with 806 German Yellow
Wash of 890 Reflective Green

Chess Sets PRINCE AUGUST



Kilnamartyra, Macroom, Co. Cork, Ireland - Tel: +353 (0)26 40222 - Fax: +353 (0)26 40004 - E-mail: info@princeaugust.ie - Website: http://www.princeaugust.ie
 For hundreds of years craftsmen have enjoyed melting metals and casting them into new, more intricate and beautiful shapes. Casting usually require a long apprenticeship to learn the skill and technique, but with the assistance of Prince August moulding equipment it is possible to perfect and enjoy this craft in a single evening. Not only is it possible for you to cast a chess set for yourself, you can also cast a valuable gift for your friends. The price of a well painted chess set can easily reach 1,000 in quality gift stores.

In addition to this mould set you will require a Prince August Accessory Kit 2000, Casting metal - (see chart on right), paints, super detail brushes, thinners, large flat file, small file, snips and a domestic heat source, preferably an electric hotplate.

Casting Metals Available:

Model Metal (Best Details, safest, easiest to cast),
 Standard Metal (Economical),
 5 Star (Lead free - safe for children.)

Kit Reference	Name	Quantity Required
700	Staunton	750g Metal
707 & 708	Fantasy: Old & The Bright Host	(Each side) 625g Metal
709 & 710	Waterloo: French & British	(Each side) 700g Metal
711 & 712	Crusaders Richard the Lionheart & Saladin	(Each side) 800g Metal
713 & 714	Field of the Cloth of Gold: Henry VIII & Francis I	(Each side) 1000g Metal
715 & 716	American Civil War: Union & Confederate	(Each side) 800g Metal
717 & 718	Three Musketeers: King's side & Cardinal side	(Each side) 800g Metal
719 & 720	Robin Hood: Men of Sherwood & Sheriff of Nottingham	(Each side) 800g Metal
721	Fantasy: Lords of the West	1100g Metal
722	Fantasy: Servants of the Shadow	1100g Metal
723 & 724	Egyptians: Egyptian & Assyrian sides	(Each side) 800g Metal
725 & 726	Battle of the Alamo: Texian & Mexican sides	(Each side) 800g Metal
7700	Bonnie Prince Charlie & the Jacobite Rising: British	300g Model Metal
7701	Bonnie Prince Charlie & the Jacobite Rising: Scottish	300g Model Metal

Examples of our range of chess sets are shown here fully cast and painted - all chess sets have full instructions included and our website offers all the paints and brushes you will ever need.

www.princeaugust.ie



The Crusaders - PA712 - Saladin Chess Set



The Crusaders - PA711 - Richard the Lionheart Chess Set

32mm moulds



Bonnie Prince Charlie and the Jacobite rising - PA7701 - Bonnie Prince Charlie



Fantasy Chess Set - PA721 Lords of the West Chess Set.



Robin Hood - PA720 - Sheriff of Nottingham Chess Set

32mm moulds



Bonnie Prince Charlie and the Jacobite rising - PA7700 - Duke of Cumberland



Fantasy Chess Set - PA722 Servants of the Shadow Chess Set.



Robin Hood - PA 719 - Men of Sherwood Chess Set.

Antiquing - Should you not wish to paint the pieces using different colours you can give them an antique finish.



FIG.1. Polish the pieces lightly with steel wool. Be careful not to rub off any fine detail.

FIG.2 & 3. Paint the pieces with gloss black enamel. Let the paint soak in for five minutes.

FIG.4. Wipe off the paint with a cloth dampened with thinners. Leave the black in the folds of the piece according to your taste, then let the paint dry in the usual way.

FIG.5. Leave for 12 hours and then gently polish them again with steel wool or wire brush. You can use the same method to create an opposing side by using paint of a different colour. Or painting a base colour such as gold and then antiquing them with black.

WARNING:
 This product contains lead which may be harmful if swallowed or chewed.
 Adult supervision recommended for children under 14 years of age.

More information on Prince August products can be found at <http://www.princeaugust.ie>