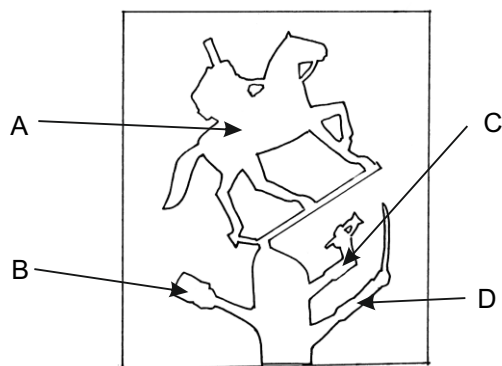




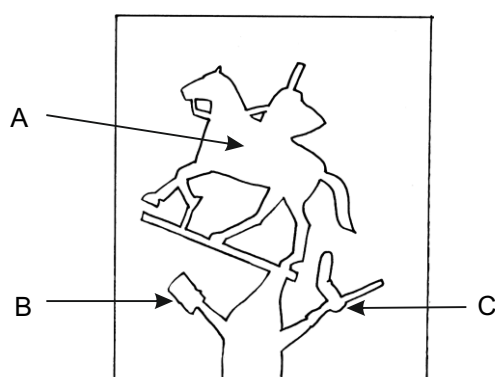
Prince August is pleased to present its new **Seven Years' War** series of moulds. Working in close collaboration with wargamers and experts on the period, we have produced a range of moulds whose flexibility is such that many troop types and variants can now be produced. This new system features much more detailed and accurate figures than ever before with heads, bodies and other accessories produced separately. We have already released Prussian, Austrian, Austrian-Hungarian, French and Russian infantry moulds as well as Cavalry and Artillery moulds. Now we are releasing our second cavalry moulds for this series. These are Prussian Hussars.

Hussars were a form of light cavalry used in this period by all European armies. Used mainly for skirmishing and scouting the Hussar had a somewhat dashing and romantic reputation. Their dress followed a very similar pattern throughout all the armies involved in the Seven years war; only the headdress varied a little, as some regiments wore a fur cap or busby with a bag hanging at the side and others a conical cap with a stiff cloth wrapped around, called a mirliton. The Mirliton was worn by trumpeters of all regiments, even in those where the troopers all wore the busby. All hussars wore a tunic or dolman which was decorated by frogging of various kinds. Over the dolman, was a fur jacket or pelisse which was slung and attached in a somewhat jaunty fashion over the left shoulder. Tight hose was worn on the legs over the breeches which were just visible above the hose. Hanging down from his left side the Hussar wore a sabretache usually adorned with a royal cypher. Their main weapons were the curved sabre and the carbine.

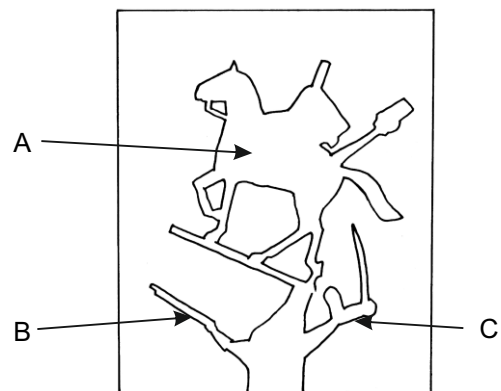
PA3132



PA3133



PA3134



### To make an officer for the Prussian 3rd Hussars:

Use the body from any of the three moulds (A)  
Use the head (B) from 3132 or 3133  
Use thrusting sword arm (D) from 3132

### To make the trumpeter:

Use the body from any of the three moulds (A)  
Use the Mirliton head (D) from 3134  
Use the trumpet arm (C) from 3132

### To make a trooper:

Use the body from any of the three moulds (A)  
Use the head (B) from 3132 or 3133  
Use the sword arm (C) from 3134  
Attach the carbine 3134(B) to the figure's right side as in illo  
If you want the trooper to carry the carbine use 3133 (C) and omit 3134(B)

Full information and painting guides for Hussars of all participants in the Seven years war can be found at [kronoskaf.com](http://kronoskaf.com)