


PRINCE AUGUST

Hobby Casting Catalogue No.7



60 Years

Anniversary Edition

PRINCE AUGUST

Dear Customer,

Back in 1957 I found some moulds for metal toy soldiers in a little toy store in the centre of Stockholm. They were remnant from a Swedish company called Mars and made of plaster of parish. I travelled to many toy stores to try to find more moulds, but my collection never got bigger than 4. Metal alloy was another problem, but I found plumbers solder in a hardware store. At home we had a gas cooker and that's where I spent most of my time fascinated by the silvery metal and my little army.

Little would I expect that I had found the product which I am still involved in 60 years later. My father helped me out and got interested too. He was running a hobby shop at the time and he saw the potential in the product particularly since hearing that all other mould manufacturers had ceased trading. So, in 1958 he released a range of moulds designed by Holger Eriksson of modern soldiers. These moulds were made of plaster of parish too which meant that all figures had to be semi-flats. Otherwise they would not come out of the moulds.

It was not until 1962 my father managed to make moulds made of rubber. That opened the possibility of making fully round figures as the rubber was flexible and indestructible. From that point the Prince August moulds took off and became a must have product in Sweden. The photo above is showing me demonstrating casting at an exhibition in 1961.

In the last 3 years our designer has been learning digital design and outputting the figures to a 3d printer. This is the future of the model soldier manufacturing and many companies have started this trend. It will lower the cost of new designs and improve the quality. So you can expect many new products from us in future.

Another game changer is our new solder pot. The big improvement is that this pot can up the temperature of the alloys to 370-400c which makes the metal more liquid and much better casting quality. And it is the most affordable pot in the market at only €29.95.

I hope you enjoy our products.




Jan Edman and Lars Edman
(Founder) (M.D.)



Worldwide shipping:

We proud ourselves of offering very attractive shipping rates to most destination. These are some examples of our best rates:

2kg parcel to most E.U. Countries: €6
4lbs parcel to U.S.A. and Canada: €5.50
2kg parcel to Australia: €5.50



Due airline security restriction on shipping casting metal, we can only ship with TNT Economy to Australia which cost €52 for 5kg or €66 for 10kg. Rates may change with market conditions.

Our prices in this catalogue are inclusive of 23% tax. If you are shipping to a destination outside the E.U. you can buy tax free. Our prices are subject to change unless confirmed.

Catalogue Contents Guide.

- | | |
|---|---|
| <ul style="list-style-type: none"> 3 Casting Guide. 4 How To Start Your Hobby. 5 40mm Seven Years War Moulds. 6 40mm Intro to Seven Years War #1. 7 40mm Intro to Seven Years War #2. 8 40mm Intro to Seven Years War #3. 9 40mm (Semi-Flat) Battle of Rossbach Moulds 10 40mm (Semi-Flat) Karoliner Moulds. 11 40mm (Semi-Flat) Karoliner / Great Northern Wars Moulds. 12 40mm (Semi-Flat) Irish Wild Geese / French Regiment Moulds. 13 28mm (Fully Round) Romans & Britons Moulds. 14 25mm (Fully Round) Napoleonic Moulds. 15 54mm (Fully Round) Napoleonic Moulds. 16 54mm (Fully Round) Knights / Prussians Moulds. 17 54mm Chess Moulds (Spanish Armada & Fantasy). 18 54mm Chess Moulds (Alamo & Waterloo sets). | <ul style="list-style-type: none"> 19 54mm Chess Moulds (Crusades / Staunton / Jacobite). 20 54mm Chess Set Moulds. 21 54mm (Fully Round) Traditional Toy Soldiers Moulds. 22 Nativity Moulds / Molybdomancy Divination Kit. 23 25mm (Fully Round) Fantasy Armies Moulds. 24 32mm Fantasy Moulds & 40mm Viking Moulds. 25 Family Craft Kits including Elf Rewards & Fairies. 26 Brave Tin Soldier / Fairies / Teddy Bears / Easter and Halloween Decoration Moulds. 27 Flat Christmas Decoration Moulds. 28 40mm (Semi-Flat) Holger Eriksson Moulds. 29 40mm Cowboys & Indians / Sports / Horses / 1958 Holger Eriksson / Hunting Scene Moulds. 30 Fault Finding Chart + Antique Finishing Guide. 31 Huge Battle of Waterloo Exhibit information. 32 Accessories (e.g. Kit 2000, Snipper and Drill bits). 33 Accessories (e.g. Glue, Chess Boards and PTFE Rods). 34 Solder Pot and Hotplate and types of Metal. 35 Vallejo Acrylic Paint Packs and Brushes. |
|---|---|

Casting Guide:



1. Using a cotton swap, apply a thin layer of release powder to the inside of both sides of the mould. This helps the air to escape when the metal is poured in & protects the rubber surface too.
2. Clap both sides of the mould together to remove excess powder.
3. Assemble the two halves together, add the support boards to sandwich the mould, keeping the rough side against the mould. Add clamps or elastic bands to hold the mould together securely.
4. Break the Prince August bar up into smaller pieces by bending it back & forth. Turn the cooker or hotplate on to full power. Heat the metal up in our steel ladle and wait for it to melt down (5+ minutes for Model Metal and another 3 minutes to rise the temperature to 300 degrees celsius.) Test the temperature by dipping a wooden stick into the metal for 10 seconds.
No smoke = metal is too cold.
Light smoke = metal is ready to pour.
Immediate smoke = too hot.
5. Clear the surface next to the cooker and cover with newspaper or piece of hardboard. This protects your surface from spills. Put your assembled mould on this protected surface and then hold the handle of the ladle firmly and lift it over to the mould, resting it just before the mould hole you want to pour into. Tilt the ladle and fill up the mould to the top. Put the ladle back on the cooker.
6. Tap the mould immediately with a solid object, like the wire brush to vibrate the liquid and help remove air bubbles. Stop after 10 to 15 seconds.
7. When the metal has cooled (5+ minutes) disassemble the mould and carefully bend the rubber sides to open it.
WARNING: Metal is still hot so do not touch the ingates or large parts yet.
 Carefully bend the mould again to pop out the metal figures. Allow to fully cool.
8. Remove the ingates and excess metal with our Super Snippers. All the removed metal can be remelted and reused.

PAINTING TIPS:

Polish and clean the metal figure before painting. Assemble the figure prior to painting it. Apply a car primer paint (grey or white) on the metal figure before painting it. You can use Acrylics, Oil paint or Enamels. Prince August Vallejo Acrylic paints are excellent for models and come in handy dispenser bottles that help protect the paint from drying out. Acrylics are fast drying & waterproof when dry. Paint one colour at a time over all the figure, usually the light colours first, then the darker ones. Apply the metallics last (e.g.: gold or silver). Always wash out your brushes with clean water and reshape the tip of the brush when you are finished. Never stand the brush on its bristles as it shortens the life of the brush. Use small amounts of paint as a metal surface is not absorbant.



Image above: Paint the figure in stages, using one colour at a time. Leave the small decorations and metallic colours until the end to do. You can varnish your finished figure to protect it.

Adult supervision is recommended for children younger than 16 years old as hot metal requires a steady hand and a responsible attitude. Younger children can be introduced to the casting by holding the ladle together with the child. Never cool the mould or metal with water as the water and metal can be explosive together. Keep the mould and metal in a dry and dark place and always allow them to heat up indoors for 1 hour before using. Some casting alloys contain lead, keep away from food and wash hands afterwards.

How To Start The Casting Hobby.



Electric Hob



Underlay Board



File Set



Super Snipper

All our starter casting kits contains the basic equipment to get started. However to keep the price low we do not include a heat source, pliers and a file or small knife which are common house hold items. Our casting alloys are low melting point and can be molten on your kitchen stove, electric or gas. Electric induction cookers can be used but sometimes the ladle is too small for the electronic circuits and the plate will turn itself off. You can overcome this problem by putting a magnetic metal plate on the hob under the ladle.

Hobby Casting is an easy hobby to learn and with the help of our videos on our website, you soon will be a master. There is also a fault finding chart on page 30 to help you with teething problems.

Should you wish to take your casting hobby to the next level and out of the kitchen, we have a couple of solutions on page 34. Note the voltage of those are 220-30v, so check your voltage before you buy.

The Advantages of the Prince August Casting System



Precision Figures:

Our moulds are pressed around a master mould, so the resulting castings have high accuracy and very tiny parting lines.

Safe to Use:

Because rubber is a slow conductor of heat, the mould does not burn when hot.

Long Life:

Prince August moulds are made of heat resistant rubber and are guaranteed to last for a minimum of 500 castings.

Easy to Cast:

Prince August moulds are made by craft people with 60 years of experience in casting. We are today the oldest and largest mould manufacturer in the world.

Superior Range of Accessories:

All our accessories have been designed or chosen by us to give you the utmost pleasure when hobby casting.



Configure your own Starter Kit:

Prince August has hundreds of moulds and combinations are almost infinite, so sometimes the ideal kit for YOU is one you make yourself. Choose our Custom Kit and add whatever extra you want that suit YOU.



€15.95

PA2000 Basic Starter Tool Kit (see left photo)

- Casting ladle,
- 2 Clamps,
- 3 sets Support boards
- Small pot of Release powder,
- Wooden metal stirrer,

PK-80 Deluxe Custom Starter Kit (see right photo)

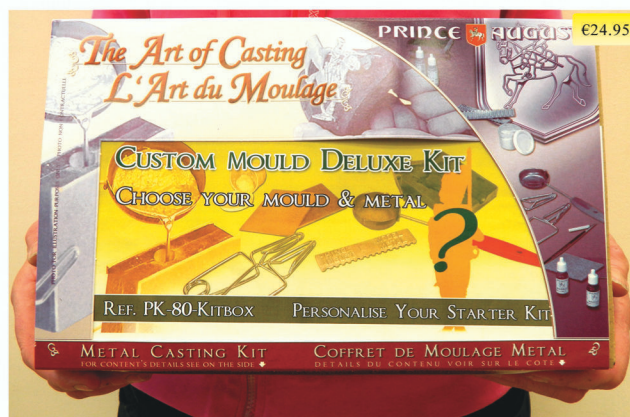
The custom starter kit contains the items you need to get started bar a cooker:

- Casting ladle,
- 2 Clamps,
- 3 sets Support boards,
- Small pot of Release powder,
- Wooden metal stirrer,
- Protective Underlay Board,
- Side cutter,
- small file,
- Storage box.

The just add:

- Moulds (buy 3 and get one free)
- Casting Alloy
- Paints and brushes

Prices of moulds, metal, paints etc are extra.



€24.95

SEVEN YEARS WAR 1756-63

This range of moulds incorporates a flexible modular system that allows you to make many troop types and variants from relatively few moulds. These 40mm semi-flat moulds currently incorporates Prussians, Austrians, French, Russian and Austrian-Hungarian infantry as well as artillery and cavalry.



€16.95
3101: Prussia: Officer & Standard Bearer



€16.95
3102: Prussia: Drummer & Fusilier NCO



€16.95
3103: Prussia: Musketeer & Grenadier



€16.95
3104: Prussia: Fusilier & Guards Regt. March-Attack



€16.95
3105: Austria: Fusilier Advancing & March-Attack



€16.95
3106: Hungarian: Fusilier Standard & Officer



€16.95
3107: Hungarian: Fusilier NCO & Grenadier Drummer



€16.95
3108: Hungarian: Fusilier Adv. & Grenadier March-Attack



€16.95
3109: Russia: Infantry Standard Bearer & Officer



€16.95
3110: Russia: Drummer & NCO - Summer Uniform



€16.95
3111: Russia: Grenadier & Musketeer - Summer Uniform



€16.95
3112: Russia: Grenadier & Musketeer - Winter Uniform



€16.95
3113: France: Grenadiers Adv. & March (Full Coat)



€16.95
3114: France: Fusiliers Adv. & March (Turn-backs)



€16.95
3115: France: Officer & Drummer



€16.95
3116: France: Standard & NCO.



€16.95
3118: Artillery Officer Crewman carrying round.

To assemble the cannon, add the axle to the main carriage by fitting it into the slot on the underside of the carriage. Then attach wheels. The carriage should be painted dark yellow with black ironwork and attachments. All barrels will be of bronze.



€25.95
Barrel Choices:
12 pdr gun.
Austrian/ Prussian howitzer.
Russian howitzer (Unicorn).
6 pdr gun.



€16.95
3119: Cannon Aligner Crewman carrying ram-rod.



3117: Cannon with four interchangeable barrels



€16.95
3120: Austria: Cuirassier Horse.
(riders sold separately)



€16.95
3121: Austria: Cuirassier Officer, Cuirassier Standard Bearer



€16.95
3122: Austria: Cuirassier Trooper, Cuirassier Trumpeter

500 castings from each mould guaranteed - Buy Online: www.princeaugust.ie

Modelling and Wargaming THE SEVEN YEARS' WAR

using the new **modular** casting system from Prince August

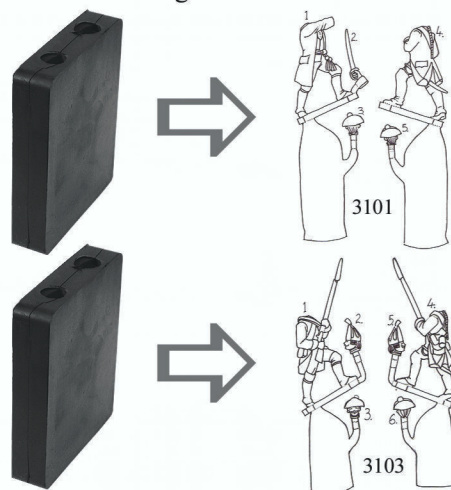
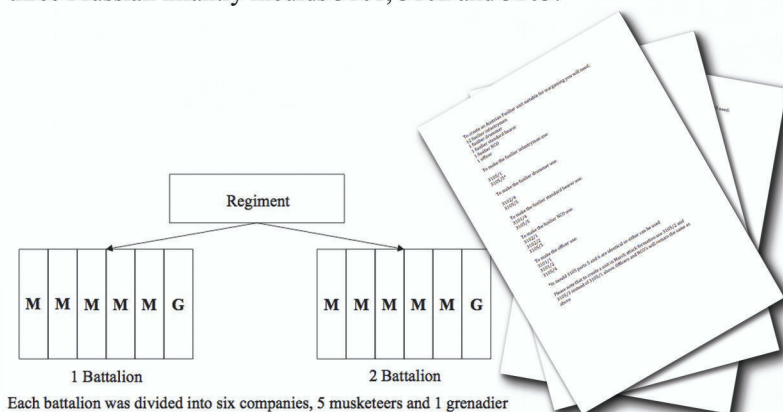
Prince August is pleased to present its new Seven years war series of moulds. Working in close collaboration with wargamers and experts on the period, we have produced a range of moulds whose flexibility is such that many troop types and variants can now be produced from just a few moulds. This new "modular" system features much more detailed and accurate figures than ever before with heads, bodies and other accessories produced separately. The first three moulds feature the Prussian infantry of Frederick the great and these three moulds alone can produce regular infantrymen, drummers, standard-bearers, NCO's and officers of the three main troop types; musketeers, grenadiers and fusiliers.

Used together with the first three moulds the next mould releases (3104) allows you to create Prussian Guard units. Additionally with mould 3104 you can create all the Prussian units mentioned above in both advancing and march attack formations.



Three units of Austrian fusiliers and a unit of German grenadiers engage with Prussian musketeers and fusiliers.


The new system allows you to cast all the necessary troops to form units for wargaming or for building scenes and dioramas. The fully detailed instruction sheets give an outline of the three basic infantry types (grenadiers, musketeers and fusiliers) and show you how to construct units of each of these. It explains how many infantry, NCO's, standard-bearers, drummers and officers should be in each unit. All of the variant troop types needed to create these units can be produced using just the three Prussian infantry moulds 3101, 3102 and 3103.



Each mould contains two bodies and a variety of heads. Some weapons are also separate. Once the moulds are cast, simply cut the parts off cleanly with our Super-snipper the casted parts from the sprue and assemble the figures according to the full instructions included with each mould.

Assembly is minimal (usually only one piece to attach). Our new system of attaching heads to bodies gives you almost invisible joints and by using our new Super-gel the end result is almost as strong as a one-piece casting.

Below you can see how the Prussian grenadier and musketeer infantrymen are made by using the same body (3103/1) with the grenadier head (3103/2) and the musketeer head (3103/3) alternately.



PRUSSIAN INFANTRY 3101, 3102 & 3103




MUSKETEERS: These troops were the standard regular infantry which comprised the first 32 regiments of the Prussian army. They formed the bulk of the troops in each regiment. They are distinguished by their tri-corn hats.



GRENADIERS: These were the elite troops of the Prussian infantry. They formed separate companies in the main infantry battalions but in the field were formed into distinctive Grenadier battalions (each battalion consisting of four Grenadier companies two from each regiment) They are distinguished by the tall mitre cap.



FUSILIERS: These were lighter infantry but organized in the same manner as the musketeer regiments also with their own grenadier companies which were detached from them when in action. They wore their own distinctive smaller mitre-caps and comprised 21 regiments in the Prussian army.

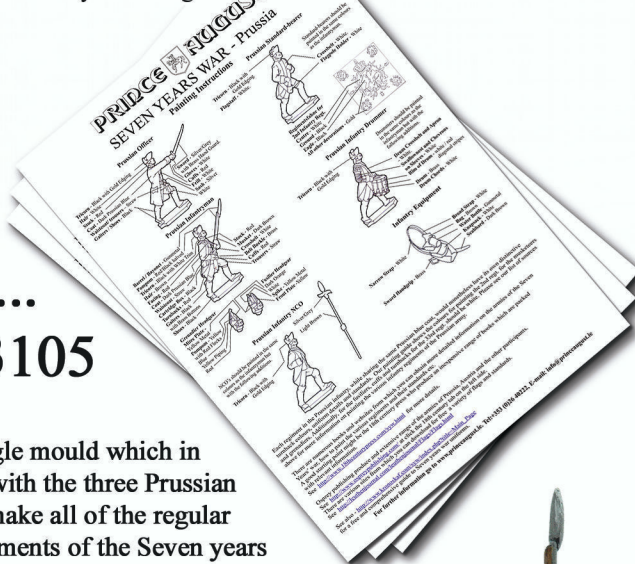


As they would be too thin to cast, the standard poles are provided separately in the Prussian standard-bearer mould, which you can easily attach to the casting.

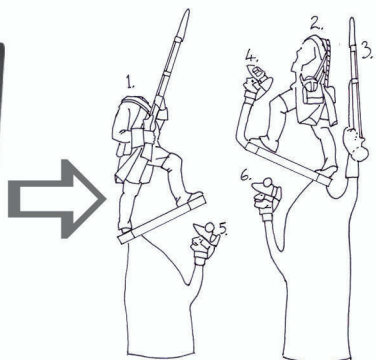
The standard-bearer mould also comes with a sheet of printed flags which can be cut out and painted in the colours of various regiments. Painting instructions for the standard of the 2nd Prussian infantry regiment are included in the mould with links to many online sources for other flag colours and designs.

18th century uniforms can be quite complex and we have worked closely with experts in the field to provide accurate and comprehensive painting instructions for all the troop types that you may need. Our painting instructions include detailed colour schemes for Infantrymen, officers, NCO's, drummers and standard-bearers. Each regiment in the Prussian army, while sharing the same Prussian blue coat would nonetheless have its own distinctive turnback colours, uniform details and standards. Our painting guide shows the colour schemes for the 2nd regt of musketeers and Grenadiers and 33rd regt of Fusiliers.

It also contains many useful links to internet sites where many more regiments' colours can be obtained.



AN EXPANDING RANGE.... AUSTRIAN INFANTRY - 3105



3105 is a single mould which in conjunction with the three Prussian moulds can make all of the regular Austrian regiments of the Seven years war period. It contains an Austrian infantryman body advancing and an Austrian Infantryman in March attack pose with the addition of Heads for troops and officers. Utilising the officer, NCO, drummer and standard-bearer figures from moulds 3101, 3102 and 3103 you can make complete Austrian fusilier units in advancing and march-attack positions. Full instructions on how to create the units are included with the 3105 mould.



Buy Online: www.princeaugust.ie



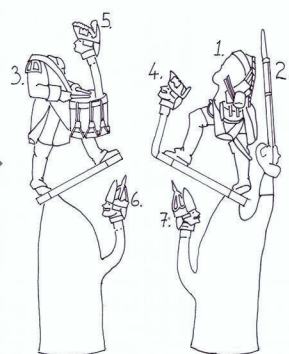
Figures painted by Steve Metheringham and Richard Hattersley.



Creating an Austrian unit. The Austrian advancing fusilier is created by using body part 3105/1 with head 3105/5. The NCO is made using 3102/1 (the Prussian NCO body with 3102/2 the NCO's polarm) and 3105/5 the Austrian fusilier head. The march Attack Austrian infantryman is made from 3105/2 body and the 3105/5 Austrian fusilier head.

The Austrian grenadier shown at the bottom of the previous page uses the Austrian body (3105/1) and the grenadier head (3107/5) from the Hungarian infantry release.

PRUSSIAN GUARDS - 3104



This expansion mould, in conjunction with the first three Prussian infantry moulds, allows you to create the Prussian guards regiment. In addition it contains a Prussian infantryman in March attack pose. This, again using the first three moulds, now allows you to make all the Prussian infantry units in both advancing and March attack positions. Both these positions are classic traditional poses for wargaming, the March-attack representing troops on the march on the battlefield. The advancing pose shows troops about to engage with the enemy. This mould also contains a Prussian fusilier drummer whose uniform differs from the drummers of musketeer and grenadier regiments.



A wargaming perspective:

This range has been designed in close co-operation with wargamers who have advised us closely on the development of the range. Some people think that that playing with 40mm figures needs a big table to play on, but that isn't the case.

These figures are semi-flats, so the width is no greater than the more commonly used 28mm figures, so a 20mm base width works well for both infantry and cavalry. The bases do need to be a little deeper, and we have found 30mm for infantry and 60mm for the cavalry to be about right, but as this is a period of linear warfare where the battle lines are relatively shallow it's not a problem.


(The fusilier unit above is in 20x30 bases).

The figures are produced with an 'old school' feel, and are ideal to be used with rules from classic wargames books such as 'The War Game' by Charles Grant, 'Charge!' by Brig. P Young & Lt. Col J.P Lawford, both of which are still available in reprinted form. These rules as written both use large units (but can easily be adopted for smaller size units). The large units look good, but are a lot of work, something to aim for perhaps.

These figures can be used with any sets of 18th century rules; it is the look of these figures which is different, not how you have to use them.

Here are some photos from a group which regularly uses them with more recent rules such as 'Field of Battle' by Brent Oman and 'Maurice' by Sam Mustafa (www.sammustafa.com).

Both of these rules sets work well with small units of 16 infantry and 8 cavalry, and look very impressive. Other books available from on-line stores like Amazon.





The Battle of Rossbach was fought on November 5th 1757 between the Prussian army of Frederick the Great and the combined armies of France and the German Empire under Soubize. When the allied commanders noticed the Prussians moving back from their previous positions to behind a hill they mistakenly believed they were retreating even before the battle begun and recklessly advanced to overtake and destroy them. The Prussians realising the allies error, prepared their cavalry and artillery just out of sight of the allies over the hill crest. As the Franco-German army surged up the hill, they were suddenly met by the Prussian cavalry at full gallop and the roar of artillery fire, which threw them into disarray. Despite valiant attempts by the French cavalry to halt the now advancing Prussian infantry and rank their own troops, the battle was lost and Prussia won the day.



€13.95



€12.50




€13.95

€13.95



€13.95



PA49: Prussia: von Reusch Hussar PA50: Hessen: Officer Garde Regt. PA51: Two Musketeers PA52: Prussia: 2nd Hussar Regt. PA53: Prussia: Uhlan de Natzmer



€13.95



€13.95



€13.95



€13.95

PA54: Cannon (Mortar)

PA55: Prussia: Garde du Corps

PA56: Prussia: Garde du Corps Standard

PA57: Prussia: Garde du Corps



€12.50



€12.50



€13.95



€13.95

PA58: Switzerland: Regt. de Diesbach

PA59: Austria: Musketeer

PA60: Prussia: Non Commanding Officer

PA61: Prussia: Standard Bearer



€13.95



€13.95



€13.95



€13.95

PA62: Prussia: Officer & Drummer

PA63: France: Hussar

PA64: France: Hussar

PA65: France: Hussar



€12.50



€12.50



€12.50



€12.50

PA66: Prussia: Grenadier

PA67: Prussia: Grenadier

PA68: Prussia: Grenadier

PA69: Prussia: Grenadier




€12.50



€13.95



€13.95



€21.00

PA70: Grenadier

PA71: France: Royal Artillery men

PA72: France: Royal Artillery men

PA73: Cannon 12 Pdr

Karoliner

Soldiers from the period 1700 - 1750 wear very similar uniforms & weapons. It was only the colour scheme of the uniforms which were different. Hence our moulds appear in 3 different versions Karoliner, French Regiments 1750 & Irish Wild Geese. You can also do your own research and you will find that some of the figures can be painted into 100s of different regiments.



The Swedish Karoliner Kit (above right) contains S901 mould, ladle, support boards, pellets of metal, heavy elastic bands, release powder, 12 pots of paint, 2 brushes, testing stick & instructions.

Caroleans (Swedish: Karoliner) were the soldiers of the Swedish kings Charles XI and Charles XII.

The Carolean soldiers were very effective soldiers, as shown by their efforts in the Great Northern War, with the Battle of Narva, Jekabpils, Malatitze, Fraustadt & Holowczyn.

The Carolean army was small and because of the sparse number of soldiers it needed a continuance of victories as a heavy defeat could be irreparable. It was defeated after a long and fateful march into the Russian Inlands, Where they were exposed to scorched earth tactics, small frequent raids and the cold Russian climate.

The Swedish soldiers that reached the battle of Poltava were exhausted and hungry. During this long march an estimated 35,000 Swedish soldiers - 70% of the army - died of famine, disease and exhaustion. The battle ended in a decisive Russian victory which resulted in the decline of the Swedish Empire.

€13.95



S901: Musketeers

€13.95



S902: Musketeers

€13.95



S903: Pikeman & Officer

€13.95



S904: Drummer & Standard bearer

€13.95



S905: Grenadier & Underofficer

€13.95



S906: Grenadier

€13.95



S910: Officer & Musketeer

€13.95



S911: Underofficer & Grenadier

Miniatures per bar =

www.princeaugust.ie



S914: Musketeers

S915: Officer & N.C.O.

S916: Grenadiers


S912: Pikemen



S913: Pikemen

S935: Cavalryman.

S936 / S937: Russian Kropotov Cavalry



S931: Cavalryman

S932: Cavalry Trumpeter

S933: Cavalryman

S934: Cavalryman



S951: 6 pdr Cannon

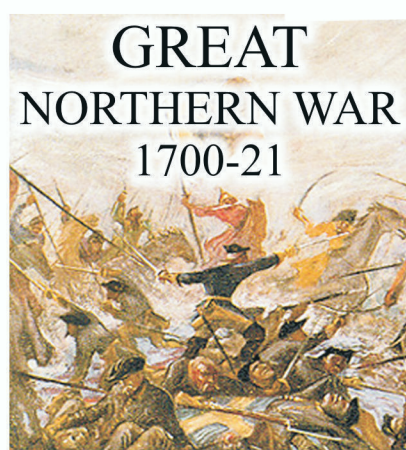
S952: Artillery men.

S953: Artillery men

S954: Artillery men



S955: Rider & Carriage Horse
S956: Carriage Horse
S957: Limber



Opponent mould to cast two figures.
Each figure is supplied with Russian, Prussian & Danish uniform illustrations.
There are hundreds of variations to regimental paint schemes for different armies.



DK-01 Officer & Grenadier DK-02 Musketeers DK-03 Drummer & Standard Bearer



Soldiers from the period 1700 - 1750 wear very similar uniforms and weapons. It was only the colour scheme of the uniforms which were different. Hence our moulds appear in 3 different versions Karoliner, French Regiments 1750 & Irish Wild Geese. You can also do your own research and you will find that some of the figures can be painted into 100s of different regiments.



€13.95

i901: Musketeers



€13.95

i902: Musketeers



€13.95

i903: Musketeer & Officer



€13.95

i904 Standard Bearer & Drummer



€13.95

i905: Pikeman & Grenadier



€13.95

i931: Cavalry



€13.95

i932: Cavalry Trumpeter



€13.95

i933: Cavalry Standard Bearer



€13.95

i934: Cavalry



€13.95

i935: Cavalry



€13.95

i951: 6pdr Cannon



€13.95

i952: Artillery men



€13.95

i953: Artillery men



€13.95

i954: Artillery men



€13.95

i955: Carriage Horse & Rider



€13.95

i956: Carriage Horse



€13.95

i957: Limber



These 18th Century soldiers represent the French army at that time. They can be also painted in other nation's military.



€13.95

F901: Musketeers



€13.95

F902: Musketeers



€13.95

F903: Pikeman & Officer



€13.95

F904: Standard Bearer & Drummer



€13.95

F905: Soldiers



€13.95

F931: Cavalryman



€13.95

F932: Cavalryman Trumpeter



€13.95

F933: Cavalryman



€13.95

F934: Cavalryman



€13.95

F951: Cannon - F952/953/954 Artillerymen



€13.95



€13.95

F955: Carriage Horse & Rider



€13.95



€13.95

F956: Carriage Horse. F957: Limber

Miniatures per bar =



Buy Online: www.princeaugust.ie

This range comprises of both moulds and cast figures. All the volume figures like troopers appear in mould format as well as ready cast packs of 8 figures while low volume figures (officers, standard bearers, etc) are only available in ready cast packs. This will save you from buying moulds when you only need a few figures. Assembly required. Glue on page p.33



PA6000: Roman Legion Pack:

3 Legionary Moulds (code 6001, 2 & 3),
2 Centurions, 2 Optios, 2 Cornicens, 2 Signifers
and 2 Tribunes cast figures.
1 Primus Pilus, Aquilifer and Legion
Commander cast figures.



€16.95

PA6001: Roman Legionaries with Gladius (Swords) Moulds

PA6001-8: Cast figures version (8 figures) €16.95



€16.95

PA6002: Roman Legionaries with Pilum (Javelins) Moulds

PA6002-8: Cast figures version (8 Figures) €16.95



€16.95

PA6003: Roman Legionaries Advancing Moulds

PA6003-8: Cast figures version (8 figures) €16.95



€7.50

PA6004-2: Legion Commander & Aquilifer Cast Metal Figures Roman Command Pack #1 These are NOT available as moulds.



€7.50

PA6005-3: Primus Pilus, Signifer and Tribune Cast Metal Figures Roman Command Pack #2 These are NOT available as moulds.



€7.50

PA6006-3: Centurion, Cornicen and Optio Cast Metal Figures Roman Command Pack #3 These are NOT available as moulds.



€16.95



€16.95



€16.95



€16.95

PA7001: Britons Swordsmen & Spearmen moulds

PA7001-8 / PA7002-8 / PA7003-8 / PA7004-8: Cast figure versions (8 figures) of each of the moulds above (same price).

PA7002: Britons Swordsmen & Spearmen moulds

PA7003: Britons Slingers & Spearmen moulds

PA7004: Britons Slingers moulds.



€7.50

PA7005-3: Briton Chieftain, Carnyx Player & Standard Bearer.

Cast Metal Figures Briton Command Pack #1 (unpainted). These are NOT available as moulds.




€7.50

PA7006-3: Briton Nobles (2) and Druid

Cast Metal Figures Briton Command Pack #2 (unpainted). These are NOT available as moulds.

PA136002: Roman Starter Kit:

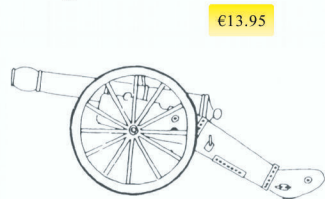
Includes PA6002 mould, 1 bar of Model Metal, Testing Stick, Ladle, Release Powder, Pot of Primer, Strong Elastic Bands, 11 Paints, 2 Brushes, 2 Support Boards and full casting and painting instructions.




€39.95



Napoleonic Moulds. These moulds are suitable for wargaming and creating large battle scenes.



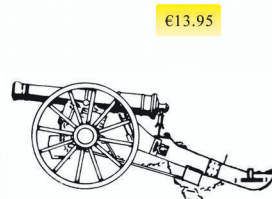
PA518: 8 & 12 Pdr. Cannon



PA519: French Foot Artillery men



PA520: French Artillery men



PA523: 6 Pdr. Cannon



PA531: French Imperial Guard Grenadiers



PA532: French Line Infantry Grenadiers



PA539: French Guard Grenadiers



PA540: French Grenadiers



PA549: French: Officer, Infantry Advancing & firing.



PA521: British Royal Horse Artillery Men



PA522: British Royal Artillery Men



PA533: British Foot Guards Chasseurs



PA537: British Foot Guards



PA534: British 42nd Highlanders



PA538: British 42nd Highlanders




PA535: Prussian Guard Infantry



PA541: Prussian Guard Infantry



PA536: Netherlands Foot Chasseurs



PA542: Netherlands Foot Chasseurs.



PA550: Austrian: Officer, Infantry Advancing & firing.



PA551: Russian: Officer, Infantry Advancing & firing.



PA543: 6th Inniskilling Dragoons



PA544: British Scots Grey



Left Photo is PA548 horse.

PA543 / PA545 / PA546 / PA547 / PA548 all have 2 additional companion Horse moulds (A,B,C). Check website for more photos.



PA545: British 10th Hussars



PA546: Cuirassiers



PA547: Polish Lancers



PA548: Dragoons Advancing & Firing



The Napoleonic Wars were a series of conflicts declared against Napoleon's French Empire and changing sets of European allies by opposing coalitions that ran from 1803 to 1815. French power rose quickly, conquering most of Europe, but collapsed rapidly after France's disastrous invasion of Russia in 1812. The Napoleonic Wars ended following Napoleon's final defeat at Waterloo on 18 June 1815. There are 3 moulds per set.



PA80-1: Imperial Guard PA80-2: Imperial Guard PA80-5: Imperial Guard PA80-6: Imperial Guard 80-4: Empress Dragoon



PA80-11: Imperial Guard Band PA80-7: Band Tête de Colonne I PA80-17: Tête de Colonne III PA80-10: Mounted Mamaluk PA80-3: Mounted Trooper



PA80-8: Gribeaval Cannon PA80-9: French Line Artillerymen I PA80-12: French Line Artillerymen II PA80-13: British 95th Rifles PA80-18: Napoleon



PA80-14: French Line Infantry PA80-15: British 27th Regiment PA80-16: Foot Dragoons PA80-19: 88th demi-brigade PA80-20: Légion Nautique




PA80-21: Campsite No.1 + Accessories PA80-22: 'At Ease' No.1 + extras PA80-23: 'At Ease' No.2 + extras PA80-24: 'At Ease' No.3 + extras



PA80-25: 'At Ease' (Injured Soldier, Medic and Nurse) + Accessories (bench and soldier's hat.) Assembly required. Glue on page p.33.

Napoleonic Starter Kit (PA1240)

PA80-1 Mould Kit
French Imperial Guard Infantry,
Ladle, 2XClamps & 2XBoards,
Metal, Talc Pot,
Model Paint Brush,
6 Quality Paints,
Painting and Casting
instructions,
Mould Storage Box.



All you need to start casting 54mm Napoleonic figures and a perfect storage container to maximise the lifespan of the moulds, and store your equipment for future use.

MEDIEVAL Knights

These 54mm scale moulds depict medieval soldiers and will allow you to cast 14th and 15th Century British and French armies. The Hundred Years War, lasting from 1337 until 1453, was a defining time for the history of both England and France. The war started in May 1337 when King Philip VI of France attempted to confiscate the English territories in the duchy of Aquitaine (located Southwestern France). It ended in July 1453 when the French finally expelled the English from the continent (except for Calais) by force.



PA420: English Knight PA421: English Archer PA422: English Billman PA423: French Knight PA424: Crossbowman PA425: Man-at-arms PA430: Sergeant.



PA426: English Knight PA427: French Knight PA428: Archer firing PA429: Archer loading PA431: Man-at-arms PA432: Crossbowman PA433: Sergeant

Prussian Infantry Regiment No. 5 "Alt-Braunschweig"



PA401: Musketeer PA402: Grenadier firing PA403: Officer PA404: Officer Advancing PA405: Musketeer PA406: Drummer PA407: Fifer

All castings require assembly. Glue on page p.33



PA408: Musketeer Loading PA409: Musketeer PA410: Officer Walking PA411: Grenadier PA412: Standard Bearer



PA413: Prussian Cuirassiers
(3 Moulds: Horse, Rider, base and 2 Standards bearers)

Spanish Armada Chess Set moulds

This chess set is 54mm scale and has the English and Spanish sides available to cast separately. There is also a double pawn mould available to speed up the casting process (PA7012CH. - €18.59).

You will need about 18 bars of metal to complete this chess set (approximately 2.2 KG of Model or Standard Metal or 1.45 KG of 5 Star Pewter.)

Chess boards and felt bases are available separately and can be found on page 33.

Felt bases are to be glued onto the bottom of the metal pieces to help protect the boards from scratches during gameplay.

The Spanish Armada consisted of 130 ships that were sent by Philip II to Flanders to pick up an army to invade England and depose Elizabeth I. The English and Dutch both harassed the fleet until they were forced into retreat but they then fell afoul of the storms at sea as they went to navigate around Scotland and Ireland to return to Spain. Many ships were wrecked and they lost about one third of their entire fleet.



€43.95



PA729: English side

€43.95



PA729: Spanish side

Fantasy Chess Set moulds

This chess set is 54mm scale and has both sides available to cast separately. There is also a double pawn mould available to speed up the casting process (PA7008CH. - €18.59).

You will need about 18 bars of metal to complete this chess set (approximately 2.2 KG of Model or Standard Metal or 1.45 KG of 5 Star Pewter.)

Chess boards and felt bases are available separately and can be found on page 33.

Felt bases are to be glued onto the bottom of the metal pieces to help protect the boards from scratches during gameplay.

From the realms of High Fantasy, this chess set explores the archetypal struggle between good and evil. Noble kings, glorious warrior queens, mighty wizards and their loyal allies battle the ancient enemy and his malicious minions of wraiths, enchantresses, sorcerors, orcs and wolves.

Note: This board is discontinued.



€43.95



PA721: Lords of the West side

€43.95



PA722: Servants of the Shadow side

Buy Online: www.princeaugust.ie

Battle of Alamo Chess Set moulds

This chess set is 54mm scale and has the Mexican and Texians sides available to cast separately. There is also a double pawn mould available to speed up the casting process (PA7010CH. - €18.59).

You will need about 18 bars of metal to complete this chess set (approximately 2.2 KG of Model or Standard Metal or 1.45 KG of 5 Star Pewter.)

Chess boards and felt bases are available separately and can be found on page 33. Felt bases are to be glued onto the bottom of the metal pieces to help protect the boards from scratches during gameplay.

The Battle of the Alamo (February 23 – March 6, 1836) was a pivotal event in the Texas Revolution. Following a 13-day siege, Mexican troops under President General Antonio López de Santa Anna launched an assault on the Alamo Mission near San Antonio de Béxar (modern-day San Antonio, Texas, USA). All of the Texian defenders were killed.



€43.95 PA726: Mexican side



€43.95 PA725: Texican side



Battle of Waterloo Chess Set moulds

This chess set is 54mm scale and has both sides available to cast separately. There is also a double pawn mould available to speed up the casting process (PA7002CH. - €18.59).

The Waterloo campaign of 1815 was without exception the most famous of the Nineteenth century. It was to culminate in the final overthrow of Napoleon Bonaparte and the end of twenty five years of warfare. Napoleon Bonaparte, Emperor of the French and one time master of the largest European empire since Rome, had marched against Brussels in order to defeat the first of the Allied armies before the others could attack. To oppose Napoleon's advance, two of the Allied armies were assembling. The first being basically Anglo-Dutch and commanded by the Duke of Wellington. The Duke, was already victor in the earlier Peninsular War, a major factor in Napoleon's earlier defeat and abdication. The final confrontation on the 18th June was both climactic and costly in casualties: over 80,000 combined forces fell that day. It is now possible to share in the power struggle between these two powerful tacticians with the Napoleonic Chess Set. This way the outcome does not always have to be as it was on that fateful day.

€43.95 PA710: Wellington side



€43.95 PA709: Napoleon side



Medieval Chess moulds

These are 54mm scale moulds. The double pawn mould is PA7002CH. - €18.59. It requires at least 16 bars of metal to complete the full set.

€43.95 PA727: English side




€43.95 PA728: French side



Buy Online: www.princeaugust.ie

Deluxe Chess Kits


€199 PA12702: Battle of Waterloo Deluxe Starter Kit.



This kit contains Napoleon's chess side and 'Duke of Wellington' Chess Side moulds, 6 moulds total (6 figures per side - Pawn, King, Queen, Bishop, Knight and Castle) as well as all the accessories (Ladle, 2XClamps and 2XBoards, 14 bars of Model Metal, Talc Pot, Mould Protective Case, Painting and Casting instructions) you will need to start you off creating the ultimate chess set.

€216.30 PA12706: Crusades Deluxe Starter Kit.

This kit contains 'Richard the Lionheart' chess side and 'Saladin' Chess Side moulds, 6 moulds total (6 figures per side - Pawn, King, Queen, Bishop, Knight and Castle. Code:711 & 712), as well as all the accessories (Ladle, 2XClamps and 2XBoards, 16 bars of Model Metal, Talc Pot, Mould Protective Case, Painting and Casting instructions) you will need to start you off creating the ultimate chess set. Save €18 compared with buying individual items separately.



Crusades Chess Set moulds

€43.95 PA711: Richard the Lionheart



€43.95 PA712: Saladin.



Richard the Lionheart (1157-1199) and Saladin (1138-1193). The crusades began in 1095 with an appeal by Pope Urban II to free the Holy City of Jerusalem from Muslim hands, this effectively ended in 1204. The most notable military encounter of the struggle was the siege of Acre (1189-1191). The conflict ended in stalemate where there was an armistice in 1192.



Staunton Chess Set. €39.95

This set of three moulds which cast the six pieces required to make a complete chess set: King, Queen, Bishop, knight, Rook, Pawn. Painting the pieces contrasting colours can differentiate the opposing sides. Requires about nine bars of metal to cast 32 pieces. This set of moulds is the easiest to cast of all our chess sets. A double pawn mould PA7000CH is €13.50.



Jacobite Rising Chess Set. The Jacobite rising of 1745 - 46, was an attempt by the ousted house of Stuart to re-establish itself on the throne of England which in 1714 had passed to the Hanoverians. Charles Edward Stuart, known to history as "The Young Pretender" and to romance as " Bonnie Prince Charlie" was the Grandson of England's last Stuart King, James II.



€29.50 PA7700: British 'Duke of Cumberland' side



€29.50 PA7701: Scottish 'Bonnie Prince Charlie' side

32mm Scale

These are 32mm scale figures and therefore not suitable for the chess boards we stock. You only require 6 bars of metal to complete all 32 pieces of this set.



Buy Online: www.princeaugust.ie



54mm scale

Field of Cloth of Gold Chess Set. You will require 18 bars of metal to complete all 32 pieces.



PA713: Henry VIII Chess side



PA714: Francis I Chess side

American Civil War Chess Set. You will require 16 bars of metal to complete all 32 pieces.



PA715: Union Chess side



PA716: Confederates Chess side

The Three Musketeers Chess Set. You will require 16 bars of metal to complete all 32 pieces.



PA717: The Kings Musketeers Chess side



PA718: Cardinals Musketeers Chess side

Robin Hood Chess Set. You will require 16 bars of metal to complete all 32 pieces.




PA719: Men of Sherwood Chess side



PA720: Sheriff of Nottingham Chess side

Egyptian Chess Set. You will require 16 bars of metal to complete all 32 pieces.



PA724: Assyrian side Sennacherib Chess side



PA723: Egyptian Ramsis II Chess side

Buy Online: www.princeaugust.ie



€43.95

TOY SOLDIERS ON PARADE

The traditional 54mm soldier is the figure that people associate with toy soldiers. Elegant, yet simple to cast and paint, economical to make compared to ready cast and a delight to see arranged in military splendour. The variety of heads in PA800 allows for a large selection of regiments to be produced. Starting with PA800 it is possible, by use of the associate mould kits PA802 & PA803 to create a band of any size! Kits PA800, PA804, PA805, PA807 & PA809-1 are stand alone kits with PA806 being an accessory kit for the expansion of PA804 & PA805. PA802 and PA803 are accessory kits to PA800. Figures require assembly with Super Gel Glue (PT-27).

NEW Moulds coming in 2019.

PA800 Traditional Toy Soldiers on Parade. (4 heads available).
Contains 3 moulds to cast 24 different types of 54mm toy soldiers both marching and at attention. Contains a variety of four heads for different regiments. You will require about half a bar (62 grams) of metal per figure.



€43.95

PA801: British Grenadiers Colour Party:

To be used with PA800. These 3 moulds enable you to cast standard bearers, saluting soldiers and saluting officers. You will require half a bar for each figure.



€37.50

PA802: Band Instruments No.1
To be used with PA800. Will produce various instruments to complete your band: Trombone, Cymbals, French Horn, Clarinets, Saxophone and Bandmaster accessories. Metal quantities varies.



€43.95

PA803: Band Instruments No.2
Flutists, Side and Bass Drummers, Large and Small Bass. To be used with PA800.



€43.95

PA808-1: 42nd Highland Regt (Black Watch).

Contains 3 moulds to cast the above figures. You will require 60 grams of metal per figure. Full painting instructions included.

PA808-2: 42nd Highlanders Colour Party.

(left) Contains 3 moulds to cast Standard Bearers, Officer Saluting and Ensign Saluting. You will require 60 grams of metal per figure.

Assembly required. Glue on page p.33



€43.95

PA807

PA807: 10th Royal Hussars Kettle Drummer. Requires 300 grams of metal (about 3 bars) each figure. Full Painting instructions included.



€43.95

PA805

PA805: 10th Royal Hussar on walking horse. Parts interchangeable with PA804/6



€43.95

PA806

PA806: Dragoons Lifeguards and accessories. Parts interchangeable with PA804/5



€43.95

PA804

PA804: Lancer on standing horse. Parts are interchangeable with PA805/6



€43.95

PA809-1

PA809-1: 30th Royal Hussar (Gordons Troop)
Three moulds. Will require 250 grams (2 bars) of metal per figure.

PA809-2:

30th Royal Lancers (Gordons Troop)

Produces Mounted Trumpeter, Mounted Officer and Dismounted Cavalryman. Horse mould is NOT included Use PA809-1 mould.



€43.95

Nativity Set



Our Nativity Set 50mm figure moulds allow you to create your own characters for the Christmas season, and personalise them with your own colours choices and painting skills. Complete the set and a Nativity masterpiece of your very own that will be truly unique.

Also remember that you can cast from these moulds hundreds of times, which means you can make sets as gifts for the holiday season. Each individual mould is 15.95 Euro. Each mould includes a free license to sell the resulting castings locally at fairs or carboot sales. This excludes internet sales or retail shops.



€15.95



PA1850: Baby Jesus & Crib

PA12185: Nativity Deluxe Starter Kit: (top right)

Contains **Baby Jesus, Mary and Joseph, 3 Shepherds and 3 Wisemen** 50mm Moulds, as well as lots of equipment needed to create your masterpiece. This kit contains metal, and is extremely easy introduction to the hobby. Each mould takes only minutes to cast, and the metal is reusable as often as you require, so no waste will occur. The final Nativity set will become an heirloom that will be passed from generation to generation as the pewter figures will never wear out.

9 Moulds,
Ladle & 2 Support Boards,
2 Metal Clamps,
Release Powder,
Paintbrush,
12 Acrylic Paint pots,
5 bars of 5 Star Metal,
Instructions and painting guides,
Mould Storage Box.

€15.95



PA1851: Mary

€15.95



PA1852: Joseph

€15.95



PA1853: Shephard
Kneeling

€15.95



PA1854: Shephard
with lamb

€15.95



PA1855: Shephard
holding staff

€15.95



PA1856: Wiseman
(Gaspard)

€15.95



PA1857: Wiseman
(Balthazard)

€15.95



PA1858: Wiseman
(Melchior)




Molybdomancy Divination Kit.

Molybdomancy is a form of divination using metal and water.

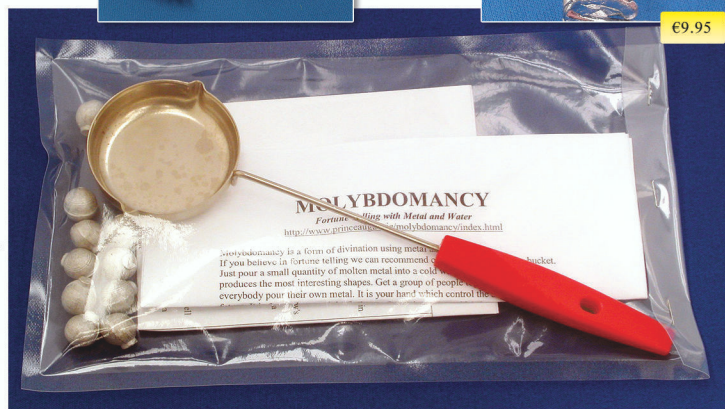
If you believe in fortune telling we can recommend casting metal in a water bucket. Just pour a small quantity of molten metal into a cold water bucket or basin and it produces the most interesting shapes.

Get a group of people together and let everybody pour their own metal. It is your hand which control the shape of your future. It is fun and you might find your future in the beautiful shapes.

This practice can be traced back to roman times and was widely used in 17th century Ireland but also this practice is common in Scandinavia where it is popular for New Years Eve party's.



€9.95





Create hordes of orcs and goblins to lay siege to your dwarves or elves, or have legions of undead invade a town of heroes, from our moulds. Bring your dreams and nightmares to life with Fantasy Armies. PA651 to PA670 Classic Fantasy Armies moulds can be viewed on our website.



€13.95

PA671: Mounted Skeleton



€13.95

PA672: Orc Artillery x3



€16.95

PA673: 2 Moulds kit catapult



€13.95

PA675: Warrior Knight Rider & Horse



€13.95

PA676: Warrior Knight Riders and Weapons



PA677: Orcs x 3 €13.95



PA678: Goblins x3 €13.95



PA679: Elves x3 €13.95



PA680: Dwarves x3 €13.95



PA681: Fighters x3 €13.95



PA682: Skeletons x3 €13.95



PA683: Dwarves x3 €13.95



PA684: Orc Stormtroopers x3 €13.95



PA685: Orc Berserkers x3 €13.95



PA686: Undead x3 €13.95



PA687: Zombies x3 €13.95



PA688: Barbarian Raiders x3 €13.95



PA689: Skeleton Knights x3 €13.95



PA690: Battle Orcs x3 €13.95



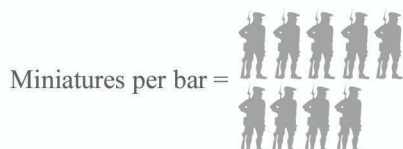
PA691: Silvan Elves x3 €13.95



PA692: Elven Knights x3 €13.95



PA693: Skeleton Warriors x3 €13.95



PA13677: Super Value Starter Kit.

Contains:

- 2 Fantasy moulds of your choice (not PA973).
- Casting Ladle.
- 2 Clamps.
- Release Powder.
- 1 Bar of Model Metal.
- Support boards.
- 12 Acrylic paints & 2 Brushes.

Only €12.05 + 2x €13.95 = €39.95. Save €12.95

Buy another mould and get a free bar of Model metal.



www.princeaugust.ie

Fantasy Elves - Fantasy Armies series - 32mm scale



PA620: Mailed High Elves €15.95



PA621: Mailed High Elves €15.95




PA624: High Elf Command - Captain & Hornist €15.95



PA622: Silvan Elf Archers €15.95



PA623: Silvan Elf Archers €15.95



PA625: High Elf Command - Standard & Guard €15.95



€15.95

32mm Miniatures per bar =



€15.95

40mm Miniatures per bar =



€15.95



PA961: Viking Chieftain

€15.95



PA962: Huscarl

€15.95



PA963: Bondi

€15.95



PA964: Viking with treasure

€15.95



PA965: Viking Axeman

€15.95



PA966: Viking carrying girl

€15.95



PA967: Saxon Soldier

€15.95



PA968: Peasant

€15.95



PA969: Archer

€15.95



PA970: Raven Standard

€15.95



PA971: Leif Eriksson



PA972: Viking Settler



PA973: Woman & Child



PA974: Skraeling with spear



PA975: Skraeling with axe

Buy Online: www.princeaugust.ie

FAMILY CRAFT

CAST AND PAINT MINIATURES




Do you want to do something exciting with your kids? Share the magic moments with your children when the solid metal pellets melts and turn into shiny silver liquid. Pour into a mould and create soldiers, fairies, decorations etc. Paint the figures with acrylic paint and brushes provided. Teach your kids to handle hot items in a responsible way. **Adult supervision is necessary.**

Our Family craft kit contains:

- a mould,
- casting ladle,
- casting metal,
- Support boards,
- Release powder,
- Rubber bands,
- Acrylic paints,
- 2 Brushes,
- Instruction.

Use a domestic stove to melt the metal and a side cutting plier to cut off sprues. Choose your mould from this range:



PA14024: Queen's Guard firing | PA14025 - charging | PA14026 - fighting | PA14027 - marching



PA14028: Easter Bunny | PA14020 - Christmas Decoration Angels | PA14111 - The Brave Tin Soldier



PA14016/17: Boy or Girl Elf Reward Craft Kit
Approx height of Elf is 65mm when cast.
Choice available between a Boy or Girl Elf.
Included additional items are:
Elf Registration card &
Elf Surveillance card.



PA14001- Fairy and Fairy Door



Every parent knows their children love being creative, especially girls, so Prince August has alternative moulds that have proven VERY popular among young children and their parents. These themed moulds focus more on fun than military history, more on fairy tales and the imagination rather than strategy and wargaming.

All metal is reusable so don't worry about breaking castings, Just pop the broken figure back in the ladle and watch it melt back into liquid. We recommend adult supervision for any child younger than 16 years old during casting from any mould. Something as simple as holding their hand will allow children as young as six cast quickly and allows them great satisfaction from making their very first toy.

Hans Christian Andersen's 'The Brave Tin Soldier' Mould

PA111: Brave Tin Soldier mould. €15.95



This mould allows you to cast the Toy Soldier, Dancer and little heart. The heart can be used as jewellery. Heart is 22mm high. Others are 43mm high.

Fairies Moulds: €17.95

PA116: Fairy Fridge Magnet mould.



This includes 10 strong magnets that can be attached to the back of figures. There is no detail on the reverse side as this has indentations for magnets.



PA1928: Fairy 'Daisy' Mould
PA1929: Fairy 'Rose' Mould
PA1930: Fairy 'Lily' Mould

€15.95
Each



Daisy Rose Lily

These are flat 60mm scale fairies that include stands and hoops so you can decide how best to display them. They have more details on their reverse sides. These are not fridge magnets.

Teddy Bears moulds: 3 teddy bears (25mm high) in every mould, can be made into fridge magnets (magnets included).



PA112: Teddy Bears €17.95



PA113: Teddy Bears €17.95



PA114: Teddy Bears €17.95



PA115: Teddy Bears €17.95

Easter Decoration Moulds: These Easter moulds allow you to cast beautifully crafted large easter themed decorations. Perfect for celebrating all the joys of Spring-time, birth and renewal during the Spring Equinox. One figure per mould. These are flat figures with details on both sides & base.



PA1908: Rooster at Dawn



PA1909 Bunny / Kitten



PA1910 Bunny / Snowdrops



PA1911 Bunny / Spring Flowers




PA1926 Bunny / hatching



PA1927 Bunny / Chickens

Halloween Decoration Moulds: These Halloween moulds allow you to cast supernaturally scary decorations. Perfect for celebrating all the thrills of Halloween. Older 4 moulds have one figure each.. These are flat figures with details on both sides & base. These are not fridge magnets.



PA1912: Wicked Witch



PA1914 Spooky Ghost



PA1915 Black Cat



PA1923 Vampire / Pirate Skeleton



PA1924 Werewolf / Frankenstein



These four individual moulds cast figures that measure up to 70mm in height (PA1914).

NOTE: These are ONLY available from August to the start of November.



Monster Heads Height are approximately 50mm including hoop. 3 heads approximately can be cast from 1 bar of casting metal.

Buy Online: www.princeaugust.ie



Making your own Christmas decorations is a lot of fun. It allows you to personalise and customise the decorations and can be very rewarding and economical. Our moulds allow you to cast hundreds of decorations from one mould and the metal can be remelted again at any time if you want to try something else or just redo them again in the future. Some moulds allow for two medium decorations and some for one larger decoration. These are flat decorations with details on both sides so you can turn them around or have them dangle from your tree. Painting instructions are included but they are just guidelines and you can paint them anyway you want. You can also just polish them and apply a clear varnish.

These moulds cast best in Model Metal. Venting is required for casting in 5 Star Pewter or Standard Casting Metal. PA1906 and PA1907 require Model Metal ONLY. Each individual mould is 15.95 Euro. Each mould includes a free license to sell the resulting castings locally at fairs or carboot sales. This excludes internet sales or retail shops.



PA1925: Christmas Children



PA1921: Christmas Snowflake



PA1920: Christmas Sleigh



PA1918: Snowman with Top Hat



PA1917: Child Angel with Star



PA1916: Female Carol Singer



PA1907: Nutcracker with Tree



PA1906: Teddy Bear with hat



PA1905: Tree & Angel with Star



PA1904: Santa & Stocking



PA1903: 2 Angels



PA1902: Bird & Candle



PA1901: Reindeer & Bells

Small Decorations (Above 3). Suitable for all P.A. metals. Average dimensions are 50mm x 45mm.

PA12190 (right): Deluxe Christmas Decoration Kit: €77.00

includes:
3 small moulds,
Release powder,
2 support boards,
2 Clamps,
Casting ladle,
2 bars of 5 Star (pewter) metal,
10 special pots of Acrylic paints,
Model Painting Brush,
Protective Mould case
and casting & painting guides.
Save 7 Euro when compared with
buying individual items separately.



Holger Eriksson Moulds

These are some of the first figures produced by Prince August originally designed for plaster moulds. The figures can be painted in the uniforms of 1700-1760 for England, France, Sweden, Prussia and Russia example pictures can be found on our web site. The figures were initially carved out of wood and still retain some features of a wood carving. Many of these were re-made when we moved over to rubber moulds which could produce more rounded figures. These early semi-flats are quite hard to cast and require more of the detail to be 'painted in' than our more modern series.



€13.95



€13.95




€13.95



€12.50




€12.50



€12.50

PA11: Cavalryman PA12: Cavalryman sword up PA13: Cavalryman pointing PA14: Musketeer PA15: Musketeer PA16: Pikeman



€12.50



€12.50



€12.50



€12.50



€13.95



€12.50



€12.50

PA17: Musketeer PA18: Grenadier PA19: Pikeman PA20: Grenadier PA21: Standard Bearer PA22: Drummer PA23: Musketeer



€12.50



€12.50




€13.95



€12.50



€13.95




€12.50

PA24: Musketeer PA25: Musketeer PA26: Cavalry Trumpeter PA27: Drummer PA28: Cavalryman with Standard PA29: Officer



€12.50



€13.95



€13.95



€12.50



€12.50



€12.50

PA30: Officer PA31: Standard Bearer PA32: 6 Pdr Cannon PA33: Artillery man PA34: Artillery man PA35: Artillery men.



€13.95



€13.95



€13.95



€12.50




€13.95

PA36: Artillery Limber Horse + Rider PA37: Artillery Limber Horse PA38: Limber PA39: Grenadier PA40: Mounted Kettle Drummer



€13.95



€12.50



€12.50



€12.50



€12.50



€12.50

PA41: Cavalry rifle up PA42: Grenadier PA43: Grenadier PA44: Grenadier Kneeling PA45: Trumpeter PA46: Soldier with pistol



€13.95



€13.95



€13.95

PA47: Cavalryman Firing rifle PA48: Cavalryman Firing pistol PA49b: Prussia: von Reusch Hussar (original)



(Left) Artillery Crew using PA32, PA33, PA34 and PA35

Limber Crew (Right) using PA32, PA36, PA37 and PA38





COWBOYS & NATIVE AMERICANS

Holger Eriksson designed these 40mm Cowboy & Indian figures, mounted figures are semi-flat and the foot figures are fully rounded, originally carved out of wood, with his characteristic anatomical correctness and lightness of touch. A bias towards Indians is apparent due to tool breakage, not design!

The conflicts between American's Wild West Cowboys and the Native Americans (a.k.a. Indians) from the 1850s to the start of the 20th Century, were due to tensions over land, wealth, religion and the concept of 'Manifest Destiny'. Hollywood immortalised these in the 20th Century via movies & TV.

€12.50




PA201: Indian Standing and firing.

€12.50



PA206: Indian with gun crawling.

€13.95



PA211: Cowboy riding horse firing backwards

€13.95



PA203: Indian riding horse firing gun.

€12.50



PA207: Indian Scout.

€12.50



PA212: Cowboy walking with gun

€12.50



PA202: Indian Running with gun.

€12.50



PA210: Indian with gun.

€12.50



PA213: Cowboy kneeling with gun.

€12.50



PA204: Indian running with tomahawk.

€13.95



PA208: Indian riding horse with tomahawk.

€12.50



PA214: Cowboy kneeling & firing.

€12.50



PA205: Indian throwing spear.

€13.95



PA209: Cowboy riding horse firing gun.

€12.50



PA215: Cowboy standing with gun.



€12.50



€12.50




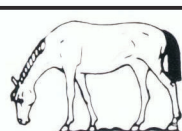

€12.50

PA301: Runner PA302: Javelin Thrower PA303: Football player.

These were designed by Holger Eriksson for the 1972 Olympics in Munich by request of our German distributors.



HORSE & FOAL



€13.95

PA101: Horse head up

€13.95

PA102: Horse head down

€12.50

PA103: Foal head up

€12.50

PA104: Foal head down.

English Hunting Scene moulds: Fully Rounded 40mm scale moulds of animals and rider.



HUNTING SCENE

Holger Eriksson designed the English Hunting Scene moulds, originally carved out of wood. Originally each of the fox & dogs were supplied in separate moulds, however now we include the 3 poses of dog and the fox in one mould as part of PA110.

€24.95

PA110: English Hunting Scene moulds (2 moulds).

€15.95

PA117: English Female Rider Mould (see right image).



Holger Eriksson Moulds 1958:

These are the first figures produced by Prince August originally designed for plaster moulds. The figures were initially carved out of wood and still retain some features of a wood carving. The soldiers are 1958 Swedish soldiers. These were designed by Holger Eriksson one of the most regarded toy soldier designers of the time. Eriksson had designed soldiers for Authenticast from 1944 to 1950 and for S.A.E. up to 1958 when started designing figures for Prince August. Eriksson's figures have his "HE" mark.

€12.50



PA2: Advancing Soldier with Machine Gun.

€13.95



PA3: Soldier riding a horse.

€12.50




PA5: Walking Soldier, rifle under arm.

€12.50




PA7: Walking Soldier Holding rifle.

€13.95



PA8: Soldier on galloping horse

€12.50



PA9: Soldier carrying Standard.

€12.50



PA10: Walking Soldier

www.princeaugust.ic

40mm scale

Problem	Solution
Metal Not Melting:	<ol style="list-style-type: none"> 1. Use a gas or electric cooker on full until metal is molten, then reduce heat. 2. Do not try to melt the talcum powder, melt the bar.
Smoke coming from ladle:	<ol style="list-style-type: none"> 1. The Ladle is covered with a rust protector which will burn off for the first five minutes. No action necessary.
Metal is not flowing into all parts of the mould:	<ol style="list-style-type: none"> 1. No Talcum powder. The mould needs a thin coat which helps air to escape. 2. Too much Talcum powder is blocking the details. Clean the mould. 3. Metal is not hot enough. Test temperature with a match. 4. Mould needs an airvent. Make a hole right through the mould half in the missing part with a 1mm or 1.5mm drill bit or a yawl. You can also make a very small channel (1 mm thick) from the missing part to the top or side of the mould using a scalpel. 5. Use Model Metal. No other metal casts as well. 6. Do not use a vice for clamping the mould, it will put too much pressure on the mould, trapping the air. 7. Use Prince August clamps or rubber bands. 8. Use Prince August talcum. Not all talcum powders are suitable. 9. Pour the metal to the top of the mould to get full gravity pressure. 10. Tap the mould to shake down the metal IMMEDIATELY after casting for 5 to 10 seconds. 11. Get the moisture out of the rubber by heating in an oven at 120 celsius for 3 hours.
Smoke coming from mould while pouring:	<ol style="list-style-type: none"> 1. Metal is too hot. Melt more metal to cool and check temperature with match. 2. No Talcum powder on mould. Powder mould.
Flash on casting:	<ol style="list-style-type: none"> 1. Mould not clamped correctly. Use one clamp with pressure point in the centre or two clamps on each side. 2. Mould is too hot in the centre. Leave mould to allow heat to spread evenly. 3. Mould is damp or brand new. Gently warm mould evenly before casting.
Mould Leaks:	<ol style="list-style-type: none"> 1. Mould is not clamped correctly. Use one clamp with pressure in the centre or two clamps at each side. 2. Check if there is a gap between mould halves. When opening the mould you might have bent the mould getting the casting out. Rectify this by bending the halves in the opposite way. 3. Put a clamp (or elastic band) over the leaking point. 4. Vent the mould with a small channel to allow the air to escape to the top of the mould.
Mould exploding:	<ol style="list-style-type: none"> 1. Do NOT cool mould or metal with water. Even a small amount of dampness could be dangerous.
Part of the Figure buried in the Mould half:	<ol style="list-style-type: none"> 1. It is quite normal on a complex figure. It is sometimes necessary to cut or drill an airvent into the detail.

Antique Finish: An alternative way of painting your figures. Requires Hard Gloss Black Paint and White Spirits.



Fig.1: Polish the pieces lightly with steel wool or Prince August Brass Wire Brush. Be careful not to rub off any fine detail.

Fig.2 & 3: Paint the pieces with black gloss paint (A Mix of 1 Part Paint, 3 Parts Thinners). Let the paint soak for 10 minutes.

Fig.4: Wipe off the paint with a cloth dampened with thinners. Leave the black in the folds of the piece according to your taste, then let the paint dry in the normal way.

Fig.5: Leave for 12 hours and then gently polish them again with steel wool or wire brush. You can use the same method to create an opposing side by using paint of a different colour. Or painting a base colour such as gold and then antiquing them with black.

You will find many video tutorials on our website.

The World's largest Battle of Waterloo Exhibit:



Learn how the Irish Commander Arthur Wellesley, The Duke of Wellington, recruited over 30,000 Irish men to the British army and how these courageous men fought off the French troops that were under the command of the French Emperor, Napoleon Bonaparte.

This huge diorama measures 26 x 13 feet or 8 x 4 meters in dimensions and contains 15,000 hand cast and hand painted 25mm scale metal figurines. All figures are from the Prince August range of Napoleonic products and are available in our visitor center or from our website: www.princeaugust.ie

The history in brief:

Napoleon escaped exile and returned to France and within 100 days had prepared to strike against his closest rivals, which were separated by about 50 miles from each other. These were the allied forces of Britain and the Prussian army. His plan was simple, divide and conquer, drive a wedge between the two armies and defeat each in turn and force them to retreat in opposite directions, the former back to Calais and the latter back to Prussia.

Things did not go according to plan and this resulted in the final battle at Waterloo, where the British allied forces (consisting of German, Belgium and Dutch forces as well as the British armies under the command of the Duke of Wellington) had to hold back a very experienced and united French army lead by their greatest general, Napoleon himself, until the Prussians could aid them. The battle took place on the 18th of June 1815 near Waterloo in present-day Belgium.

As the Duke himself later admitted, it was a close run thing and the Prussians helped tip the day in favour of the British, resulting in the final defeat of Napoleon and his permanent exile to St. Helenas.

Almost 200 years later Prince August was contacted by André Rudolph, informing us of his amazing recreation. We were so impressed after visiting it in Germany that we renovated our visitor center to house it and had it moved here in 44 sections and reassembled in 2015. We also have loads of fantastic history about that battle and the people involved available too.



Find Out More: www.toysoldierfactory.ie



ACCESSORIES:

Prince August has a range of optional extras that enhance the hobby, and they are listed here. We stock 3 types of metal, in different quantities, Standard Metal, Model Metal and 5 Star Metal, a basic equipment kit (PA2000), the individual tools including support boards, clamps, copper bars (to make pikes), extra magnets (for fridge magnets), acrylic paints and brushes (page 35) and super glue.



PA2000: Casting Accessories Kit
Perfect selection of equipment to cast from our moulds.
2 Clamps, Release Powder, Casting Ladle, 3 sets of Support Boards and Casting Instructions.

€15.95



PA2042: Casting Ladle.
Flat Bottom. Suitable for Electric or Gas cooker

€6.95



PA2051: Support Boards.
Use these to insulate the moulds during casting. They also spread the pressure of the clamps, which allow the metal to flow unimpeded around the mould.

€3.95



AC-PA9517: Brass Wire Brush.
A wire brush suitable for cleaning, polishing metal miniatures and your files.
It is very important to clean all cast parts prior to glueing and priming them.
Also for polishing metal after antiquing.

€3.50



AC-PFL60001 Needle File Set with 10 Pieces.
10 assorted needle files suitable for white metal figures.
We recommend our brass brush PA9517 for easy cleaning of the teeth.
140mm long.

€13.95



PA2079: Pot of Stanogen Solder Flux.
This pot contains 32 grams approximately of flux. **€4.95**
This is used to reclaim metal that would otherwise be lost when removing dirt or slag from the surface of melted metal.



AC-JPV2237 Manual Drill Handle
This is an ideal product for drilling holes in white metal.
Qualities:
2 reversible collets (0-1.2mm, 1.3-2.4mm & 0.8-2.0mm, 1.8-2.9mm)
Swivel head for comfort and efficiency of use.

€10.95



PA2041: Single Metal Clamp
Used to hold mould parts together.

€5.95



PA2040: Release Powder (pure talcum)
This powder is used to prevent moulds sticking together and allows air to escape.

€2.50



AC-PPL5703 Super Sniper.
This is a single edge ingate cutter. It cuts like it was cutting butter. Even the heaviest ingate is no match. The best part is that it cuts flat on one side leaving very little for filing. It is a must for any serious model caster.

€9.95



AC0503: Scalpel for Venting Moulds.
Extremely sharp. Not suitable for kids.

€2.00



AC-PA2073 Casting Finishing Tool Set.
Includes a large brass Wire Brush, our Needle File Set (10 pieces) and the Super Sniper at a 20% discount.

€22.95



PA2072 Casting underlay board.
A metal spill proof sheet to save your work tops. This board has an anti-stick surface on one side and an anti-slip opposite side.
Length:
27.5 cm x width 18 cm x height 3mm.

€2.50



PA2076 Drillbits 1mm 2x and cutting fluid.
Drill bits suitable for drilling in white metal for pikes and flag poles.
Includes cutting fluid. Just dip the the drill bit into the fluid and it will speed up the drilling. Can be used in electrical drills or manual handles like AC-JPV2237.

€3.95



AC-JTW2185/7 Stainless steel tweezers.
A handy tool for fitting parts while glueing.

Suitable for use by professionals and serious enthusiasts in electronics, watchmaking, modelling, jewellery etc.
Qualities:


- Extra fine curved points,
- Length 115mm,
- Stainless Steel,
- Anti-magnetic,
- Anti-acid.

€5.95



PT-27: Super Gel Glue.
Handy for assembling our metal figures.

€3.95




PA2077 PTFE 2x rods 2.5x18mm.
2x Replacement PTFE rods for neck location of mould range Seven Year War 40mm.

€1.50


PA2078 PTFE 2x rods 3mm x 22mm.
2x Replacement PTFE rods for mould range 54mm Napoleonics #80-. Used as a neck locator.

€1.50



PA2067: 15x Copper Rods
Use these to create Pike shafts for our Karoliner series.

€4.40



CB12: Black and White Chess Board
Perfect for 54mm scale pieces.
350mm x 350mm.

€69.95



CBASE1: 18mm size chess felt bases.
CBASE2: 19mm size chess felt bases.

Each strip contains 32 bases that can protect your chess board from metal pieces scratching it. Colours may vary.

€3.95



ED-CSO: Chess display case + board.
Store you finished chess pieces in style. This case will hold one complete chess set. Choose between 2 types of chess boards. The foam with individual compartments will hold your set safely.

€89.95



AC-POP1800 Flexi-neck Magnifying Glass.

This 11cm magnifying glass is held by a 25cm long flexible shaft, so you can have it next to you on a workbench, always ready for your inspections.

€19.95



PA2066: 20x Powerful Fridge Magnets.
Just add a drop of glue to the designated hole on the fairies and add the magnets and they will grip any metal surface that is magnetic.

€6.95



PA2052: Wax Marker Pen (Listo) + Refills

Ideal for keeping track of your growing mould collection. Heat you mould and gently write on the mould with the wax nib.

It melts easily and does not smear and is easy to see. Each pen has one nib & the pack has 6 refills.

€9.99



PA2068: Multi-coloured Ribbons
Pack of Ribbons suitable for making bows to attach to your Christmas Decorations so you can hang them easily on your tree. Colours vary per pack. Each ribbon pack contains 3 ribbons. Each 1 meter in length.

€3.95



CB5: Mahogny & Maple Chess Board
Perfect for 54mm scale pieces.
350mm x 350mm.

€69.95



PA2074 Diorama Square Wooden Board 20x20cm MDF.

This board is very sturdy yet light. It can be cut to smaller sizes if needbe.

A diorama is defined as:

A model representing a scene with three-dimensional figures, either in miniature or as a large-scale museum exhibit.

€2.46



PA2075 Diorama Rectangle Wooden Board 40x20cm MDF..

€4.31



A MAJOR BREAKTHROUGH in Home Casting. €29.95

AC-SWDT-31C: Solder Melting Pot with bag of flux.
This melting pot is a must for the serious hobby caster. The temperature is thermostatically regulated between 200-450c. An ordinary electric cooker does not go more than 320c which is barely enough. By heating the metal an extra 50-70c the metal gets much more fluid and flows into the intricate parts of the mould and you will get much better castings. It is also much more energy efficient and uses only 250w against an electric cooker 1200-2000w. It melts the alloy in less than half the time compared to a standard electric cooker. The pot is titanium plated so alloy will not stick to it.

There are two plug options available. UK and European.
Minimum metal required is 5 bars. Maximum metal is 10 bars.
Voltage: 220-230v. Watt: 250w. Temperature: 200-450c.

Flux (red powder) is used for cleaning dross off the metal.
Additional 32 gram tub of flux is available for €4.95

A casting ladle is required to extract metal from basin. This is sold separately (available as option on website).

Metal Discount Offer: 50% off when combined with this Pot.


10 Bars of Model Metal (1.25 KG approx) = €29.95 extra.

10 Bars of Standard Metal (1.25 KG approx) = €17.53 extra.

10 Bars of 5 Star Pewter (850 grams approx) = €49.95 extra.



Made in China for Prince August under ISO 9001.



UK Plug

European Plug



Metal Melter - Electric Hotplate.


Single Hob hotplate suitable for melting metal in our ladles. Take your hobby out of the kitchen. Max temp 320 C. 230 v, 1500 Watts. Plug options are E.U. and UK plugs. Not suitable for 115v i.e. USA.

sk101w-uk Metal Melter Hotplate (UK)

€29.99

sk101w-eu Metal Melter Hotplate (European)

€29.99



Casting accessories sold separately.



Adding Metal

Some of our customers like to use their own white metal alloys like solder, lead flashing etc. To get them to cast right you need to adjust the alloys by adding tin, bismuth or lead. See our website for advice on mixing alloys. Easy to add pellets.

Photo includes 1 cent coin for size reference

PA2065 Pure tin 5x 10gr pellets €4.75

PA2070 Pure bismuth 5x 14gr pellets €6.25

PA2071 Pure lead 5x 14gr pellets €0.62



Model Metal: Lead/Tin/Bismuth alloy. Great casting detail, low melting point, extends lifespan of the moulds, (500 castings per mould) fastest heating and cooling times.

PA2047: **1 Bar of metal**
PA2048: **3 Bars of metal**
PA2049: **10 Bars of metal**
PA2047-30: **30 Bars of metal**
PA2047-100: **100 Bars of metal**

€5.95 Euro (€5.95 per bar)
€14.95 Euro (€4.98 per bar)
€44.90 Euro (€4.49 per bar)
€121.03 Euro (€4.03 per bar)
€362.85 Euro (€3.63 per bar)



5 Star Metal: Lead free metal (contains Tin, antimony and zinc). Lower lifespan of moulds (300 casts approximately).

PA2060: **1 Bar of metal**
PA2059: **3 Bars of metal**
PA2061: **10 Bars of metal**
PA2060-30: **30 Bars of metal**
PA2060-100: **100 Bars of metal**

€8.95 Euro (€8.95 per bar)
€25.00 Euro (€8.33 per bar)
€65.00 Euro (€6.50 per bar)
€175.00 Euro (€5.84 per bar)
€525 Euro (€5.25 per bar)



Standard Metal: Lead and tin mix, cheapest option. Lower lifespan of moulds. (300 casts approximately).

PA2057: **1 Bar of metal**
PA2058: **3 Bars of metal**
PA2056: **10 Bars of metal**
PA2057-30: **30 Bars of metal**
PA2057-100: **100 Bars of metal**

€3.50 Euro (€3.50 per bar)
€9.99 Euro (€3.33 per bar)
€29.65 Euro (€2.96 per bar)
€84.00 Euro (€2.80 per bar)
€252 Euro (€2.52 per bar)



The Vallejo Model Color Paint range of 220 vinyl acrylic colours, are very highly pigmented and formulated for models and miniatures and are perfect for metal and plastic surfaces. Modelcolor has been formulated with permanent pigments for fine arts; all colors are completely lightfast and opaque, (with the exception of the fluorescent and transparent colors, which are semi-opaque). The consistency of Modelcolor allows for an extremely smooth and uniform paint-film, with no trace of brushstrokes. Professional model painters always work with a wet brush and dilute the paint with water or Mat Medium, applying many thin layers to achieve depth and shadows. Model color is presented in plastic bottles of 17ml. with an eyedropper device which keeps paint from drying and prevents spills.

PAINT STARTER PACK



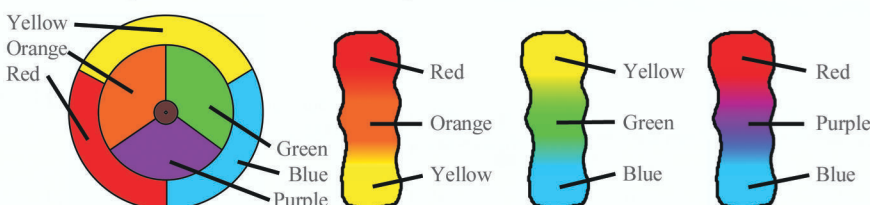
€27.00

PSK-M Painting Medium Pack

10 basic colours of Vallejo paints plus SuperDetail brush no.1 and a basic brush.

List colours: Burnt Cad Red (AV814), Silver (AV997), Flat Green (AV968), Flat Green (AV953), Black (AV950), Red (AV947), Old Gold (AV878), Dark Prusia Blue (AV899), Medium Fleshstone (AV860), White (AV951).

A selection of paints for the more ambitious beginner.



€39.95

PSK-L Painting Advanced Pack

15 colours of Vallejo paints plus Meister pack.

List colours: Dark Red (AV946), White (AV951), Grey Blue (AV943), Medium Fleshstone (AV860), Copper (AV999), Black (AV950), Hull Red (AV985), Flat Green (AV968), Pink (AV958), Khaki (AV988), Silver (AV997), Red Leather (AV818), Blue Violet (AV811), Gold (AV996), Lemon Yellow (AV952)

Advanced paint pack suitable for chess sets, fantasy figures etc.

Meister Brush Set (right) for Miniature Painting:

Very hard wearing. As good as sable hair.

Includes:
Meister brush size 2,
Meister brush size 1,
Super Detail brush 000



€7.95

€7.81 VP-359: Sable Hair Paint Brush for Dry Brushing



Synthetic Brushes:

Our paint brushes are hard wearing and have a long life. They provide excellent value.



Size 3 Brush
€4.50
Size 1 Brush
€4.25
Size 0 Brush
€4.00
Size 000 Brush
€4.00
Basic Brush x3
€3.00

— papb3
— papb1
— papb0
— papb000
— papbasic



PSK-S Painting Starter Pack.

11 paint tubs of 3 ml acrylic paints & 1 primer + 2 paint brushes

The Colours are:
Yellow, White, Silver, Blue, Black, Red, Skintone, Gold, Green, Brown and Pink.

One of the synthetic brushes has a flat tip for easy coverage of larger areas or dry brushing and one has a pointed tip for fine detail.

Suitable for children

€4.95



VISIT THE ONLY IRISH TOY SOLDIER FACTORY



FROM €8 WORKSHOPS

No Experience Required!

People of all ages can enjoy painting miniatures. Pieces come in a range of styles and sizes to suit all ages and interests. The novice painter can get help from our friendly staff who are happy to explain the process and choices.

Cast your piece, visit the creative corner, choose your colours and just start painting. Minimum Age 7.

Adult Classes:

Adults may prefer a more focused workshop where we can provide one to one tuition. Our professional painters will guide and teach the techniques that they use daily to paint our wide range of miniatures. See www.toysoldierfactory.ie for details.

BIRTHDAY PARTY

Why not celebrate your birthday with an experience to remember and a lasting souvenir. The Toy Soldier Factory specialises in Birthday parties for 7 years olds and upwards. Our promise is to provide personal attention for the birthday Guest of Honour and their visitors. Let us entertain and instruct the party guests how to CAST, PAINT and bring their figures to life.

We can create a party package around your budget!



Contact us by email for further information.

Pre-booked Guided Tours:

Guided tours are available for special interest groups including schools, colleges and adult/community education. For further information see www.toysoldierfactory.ie



LEAVE A REVIEW



SUBSCRIBE TO



OUR NEWSLETTER

www.princeaugust.ie

This is the main website for toy soldier moulds.

www.mithril.ie

The official Lord of the Rings miniature site.

www.toysoldierfactory.ie

This is all about our visitor center.

info@princeaugust.ie / Telephone: +353 26 40222

Prince August Toy Soldier Factory. 1 Kilnamartyra, Macroom, Co. Cork, Ireland.

Visitor Centre Open: 9 to 17.00 Monday to Friday, Weekends and Irish Bank Holidays 10 to 17.00.

www.warzone-chronopia.com

Warzone subsection of Prince August website.

facebook.com/toysoldierfactory

facebook.com/toysoldierfactory.visitorcenter

Become a fan of us today on facebook.

twitter.com/princeaugust

Keep up to date to the minute on whats happening.

<http://princeaugust.blogspot.com/>

More detailed press releases on new products & sales.